

ACKNOWLEDGEMENT

Praise and gratitude to Almighty Lord, Jesus Christ for all the blessings that have been given by Him. Without His unending love, grace, and mercy, the author will not be able to complete this final paper. This final paper entitled **“THE IMPACT OF PERCEIVED PRICE JUSTICE AND SATISFACTION ON LOYALTY: THE MEDIATING EFFECT OF REVISIT INTENTION OF FOREVER 21”** is aimed to fulfil final requirement to obtain the Bachelor Degree of Economics in Pelita Harapan University.

The author would like to thank you for the dearest supervisor, Drs Tagor M. P. Panjaitan, M.A who has been generously and patiently share his knowledge and guided throughout the making of this paper. Without his kindness and support, the author would not be able to finish this paper in time.

Moral and material support is also widely obtained by the author, the author realizes without any guidance, support, encouragement, and prayer from various people, this final paper cannot be completed. Therefore, the author would like to thank profusely to all those who have assisted in the process of completing this final paper, namely to:

1. Gracia S. Ugut, M.B.A., Ph.D. as the Dean of Faculty of Economics,
Pelita Harapan University.

2. Isana S. C. Meranga, S.P., M.M. as the Head of Management Study Program, Pelita Harapan University.
3. Cynthia Anna Wijayanti, S.E., M.Mktg as the Head of International Business Concentration.
4. Drs. Tagor M.P Panjaitan, M.A as our Research Advisor.
5. Dr. Pauline H. Pattyranie Tan, M.Si as head examiner
6. Dr. Sidik Budiono, S.E.,M.E. as our examiner
7. All lectures who have educated and shared their knowledge during the study period in Pelita Harapan University.

The author realize that this research has its limitations. Therefore, to improve quality of this paper, suggestion and critics are very well appreciated. For this the author say thank you for the attention.

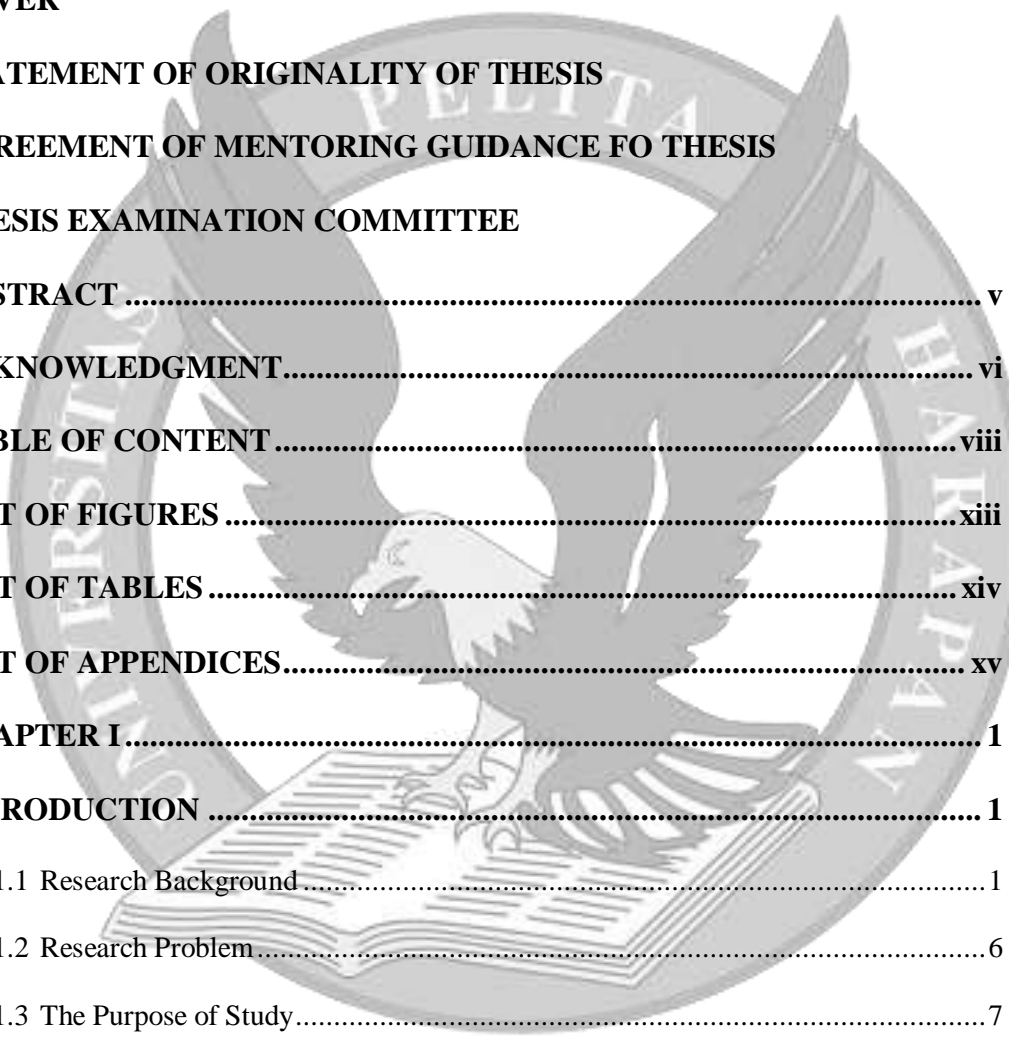
Tangerang, 9 July 2020

Anson Suwardy

Handika Aprian

Yoel Aprillino Wijanto

TABLE OF CONTENT




COVER	
STATEMENT OF ORIGINALITY OF THESIS	
AGREEMENT OF MENTORING GUIDANCE FO THESIS	
THESIS EXAMINATION COMMITTEE	
ABSTRACT	v
ACKNOWLEDGMENT.....	vi
TABLE OF CONTENT	viii
LIST OF FIGURES	xiii
LIST OF TABLES	xiv
LIST OF APPENDICES.....	xv
CHAPTER I.....	1
INTRODUCTION	1
1.1 Research Background	1
1.2 Research Problem	6
1.3 The Purpose of Study.....	7
1.4 Benefit of the Study	8
1.4.1 Academic.....	8
1.4.2 For the Company.....	8
1.5 Systematic of Writing.....	8

CHAPTER II	11
LITERATURE REVIEW	11
2. 1 International Business	11
2.1.1 Price Justice	17
2.1.2 Customer Satisfaction	20
2.1.3 Customer Loyalty	22
2.1.4 Revisit Intention.....	23
2.2 Conceptual Framework.....	24
2.2.1 Perceived Price Justice and Revisit Intention	25
2.2.2 Perceived Satisfaction and Revisit Intention.....	25
2.2.3 Perceived Price Justice and Loyalty	26
2.2.4 Perceived Satisfaction and Loyalty	27
2.2.5 Revisit Intention and Loyalty	28
2.2.6 Revisit Intentions Mediate the Effect of Perceived Price Justice.....	29
2.2.7 Revisit Intentions Mediate the Effect of Perceived Satisfaction on Their Loyalty.....	30
2.3 Research Model	31
CHAPTER III.....	32
RESEARCH METHODOLOGY	32
3.1 Type of Research	32
3.2 Research Object and Subject	34
3.3 Unit of Analysis	35
3.4 Variable and Variable Measure	35

3.5 Scale of Variable Measurement	36
3.6 Operational Definition of Variable	38
3.7 Type of Data.....	39
3.8 Data Collection Technique.....	40
3.9 Population and Sample.....	40
3.10 Method of Analysis Data.....	42
3.10.1 Structural equation modeling (SEM)	43
3.10.2 Partial least square (PLS)	44
3.10.3 Goodness of Data.....	47
3.10.3.1 Validity Test	47
3.10.3.2 Realibility Test.....	48
CHAPTER IV	49
RESULTS AND DISCUSSION	49
4.1 Research Results.....	49
4.1.1 Profile of Respondents	49
4.2. Descriptive statistics	50
4.2.1 Actual Study Validity Test Results (Outer Model)	52
4.3 Inner Model.....	56
4.4 Discussion	60
4.4.1. Based on the hypothesis in H1, that the results of the first hypothesis study stated "Perceived Price Justice is positively related to Revisit Intention at Forever 21".....	62
4.4.2. Based on the hypothesis in H2, that the results of the second hypothesis states "Perceived Satisfaction is positively related to Revisit Intention at Forever 21".	63


4.4.3 Based on the hypothesis in H3, that the results of the third hypothesis research states "Perceived Price Justice is positively related to Loyalty at Forever 21"	64
4.4.3.1 Effects of Perceived Price Justice and Loyalty with International Business...	65
4.4.4 Based on the hypothesis in H4, the results of the fourth hypothesis study stated "Perceived Satisfaction is positively related to Loyalty at Forever 21"	66
4.4.4.1 Effect of Perceived satisfaction and Loyalty with International Business..	66
4.4.5 Based on the hypothesis in H5, that the results of the fifth hypothesis study states "Revisit Intentions are positively related to their Loyalty at Forever 21" ..	67
4.4.6. Based on the hypothesis in H6, that the results of the sixth hypothesis stated "Revisit Intentions of Forever 21 customers mediate the effect of perceived Price Justice on their loyalty"	68
4.4.6.1 Effects of Revisit Intention Mediating between Perceived Price Justice and Loyalty in International Business	68
4.4.7 Based on the hypothesis in H7, that the results of the seventh hypothesis stated "Revisit Intentions of Forever 21 customers mediate the effect of perceived satisfaction on their Loyalty"	69
4.4.7.1 Effects of Revisit Intention Mediating between Perceived Satisfaction and Loyalty in International Business	70
CHAPTER V	71
CONCLUSION AND RECOMMENDATION	71
5.1 Conclusion.....	71
5.2 Theoretical Implications.....	72
5.3 Managerial Implications.....	73

5.4 Research Limitations.....	75
BIBLIOGRAPHY	76
APPENDIX A.....	92
APPENDIX B.....	102
APPENDIX C.....	103
APPENDIX D.....	104
APPENDIX E.....	107



LIST OF FIGURES

Figure 2.1 The Generic Strategies	13
Figure 2.2 Risk of Generic Strategies	15
Figure 2.3 Five Competitive Forces.....	16
Figure 4.1 Path Model Based on PLS Algorithm	57
Figure 4.2 Path Model Based on Bootstrapping	57



LIST OF TABLES

Table 3.1 Operational Definition of Variable Table	38
Table 4.1 Results of Descriptive Studies of Actual Studies	53
Table 4.2 Test Results Validity of the Preliminary Study (<i>Outer Loading</i>)	53
Table 4.3 Covergent Validity Test Results.....	53
Table 4.4 Test Results of Discriminant Validity (<i>Cross Loading</i>)	54
Table 4.5 Test Results of Discriminant Validity (<i>Fornell- Lacker</i>)	55
Table 4.6 Results of Discriminant Validity Test (<i>Heterotrait- Monorait Ratio (HTMT)</i>)	55
Table 4.7 Results of Actual Research Relability Tests	56
Table 4.8 R-Square Value	58
Table 4.9 Hypothesis Test Results.....	58
Table 5.1 Managerial Implications	73

LIST OF APPENDICES

APPENDIX A QUESTIONNAIRE.....	A-1
APPENDIX B DESCRIPTIVE STATISTIC.....	A-2
APPENDIX C PRELIMINARY RESEARCH MODEL.....	A-3
APPENDIX D SMART PLS REPORT	A-4
APPENDIX E RECAP DATA OF RESPONDENTS	A-5

