

ACKNOWLEDGMENT

Praises and thanks to the God Almighty for His abundant blessings and mercy during the process of writing this thesis for this was able to be completed on time successfully. The author fully knew that without His abundant grace, love, blessing, and mercy, this thesis would not be completed.

The thesis entitled “THE PARTICIPATIVE LEADERSHIP’S RELATIONSHIP WITH WORK ENGAGEMENT AND FUN IN THE WORKPLACE ON EMPLOYEES’ JOB SATISFACTION IN THE RETAIL INDUSTRY” is written to fulfill one of the academic requirements to achieve a Bachelor of Management degree at Universitas Pelita Harapan. The author is aware of the weaknesses existed within this thesis which is far from perfect. Hence, the author happily accepts any criticism and suggestion given from the readers to improve this thesis.

The author also realized that this thesis would not be able to complete without the help, guidance, assistance, prayers, and encouragement from the author’s surroundings who contributed both directly and indirectly. Thus, in this occasion, the author would express the highest appreciation and gratitude felt for all those who were participated in the process of writing this thesis:

- 1) Gracia Shinta S. Ugut, MBA., Ph.D., as the Dean of the Faculty of Business and Economics.

- 2) Isana S.C. Meranga, S.P., M.M., as the Head of the Management Study Program.
- 3) Juanna Judith Huliselan, S.E., M.A., Ph.D., as the author's thesis supervisor. For without her advice and guidance, the author would not be able to complete this thesis.
- 4) Radityo Fajar Arianto, S.E., M.B.A., as the PA of RMIT Management 2017.
- 5) The lecturers and staff of Management Study Program who have taught the author throughout the study at Universitas Pelita Harapan.
- 6) The author's family, Drg. Faisal Setiadi, S.KG. as a father, Drg. Anita Suhardi, S.KG. as a mother, and Jason Yitro Setiadi as a sibling, who have relentlessly supported the author at the lowest moment and celebrated with the author at the highest moment. Their moral and material support, prayers, and love were able to help the author went through this endeavor.
- 7) The author's closest friends, Abya Rafa Palasha, Hanna, and Layli Yulia Permatasari, who have helped the author in time of needs and have offered laughter and joy in time of crisis.
- 8) To the respondents of this research, deepest gratitude given to them as without their help, the author would not be able to complete this research on time.

9) And last but not least, to those who accompanied the author throughout this journey, whose name cannot be mentioned one by one, greatest thank you for all of you.

The author fully aware that this thesis is far from perfect. However, despite the imperfectness, the author hopes this thesis can be useful and beneficial for readers. The author would apologize if there are parties offended with the words uttered or behaviors showed during the writing of this thesis.

Tangerang, January 18th, 2021

Nadia Shelina Setiadi

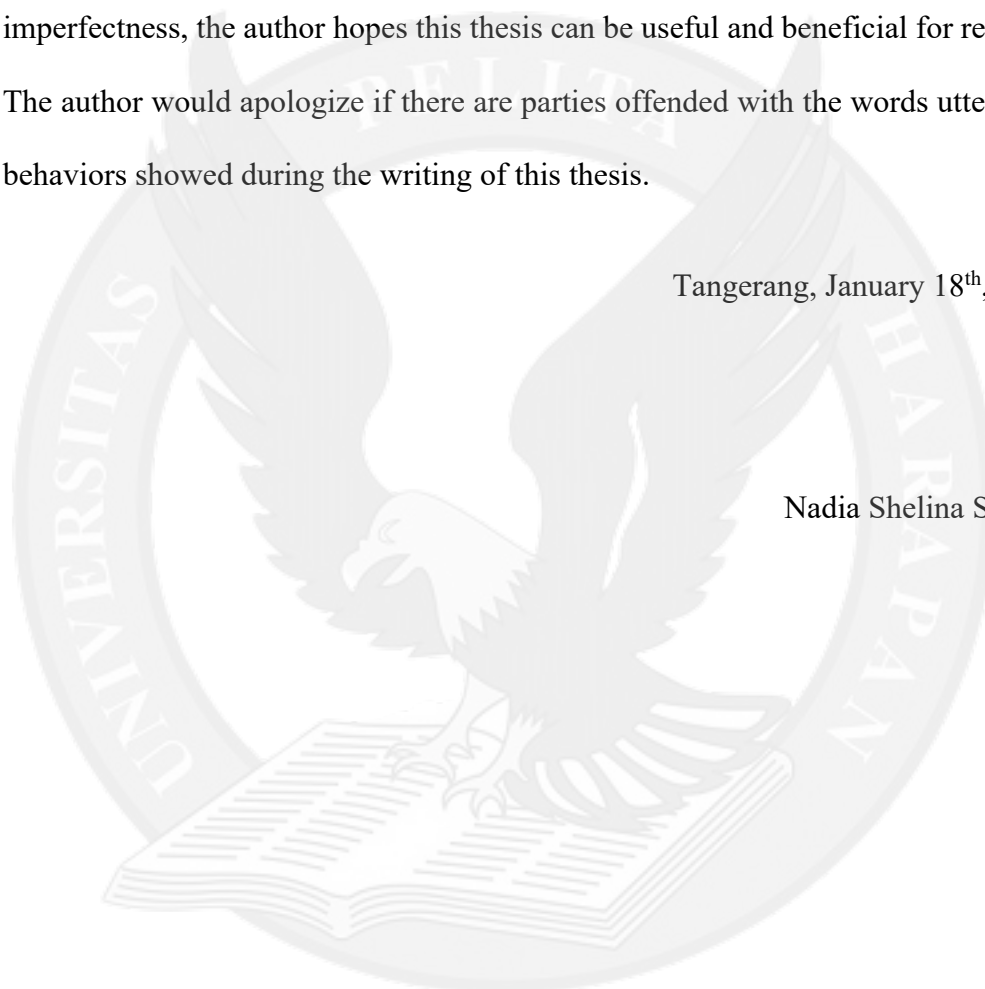
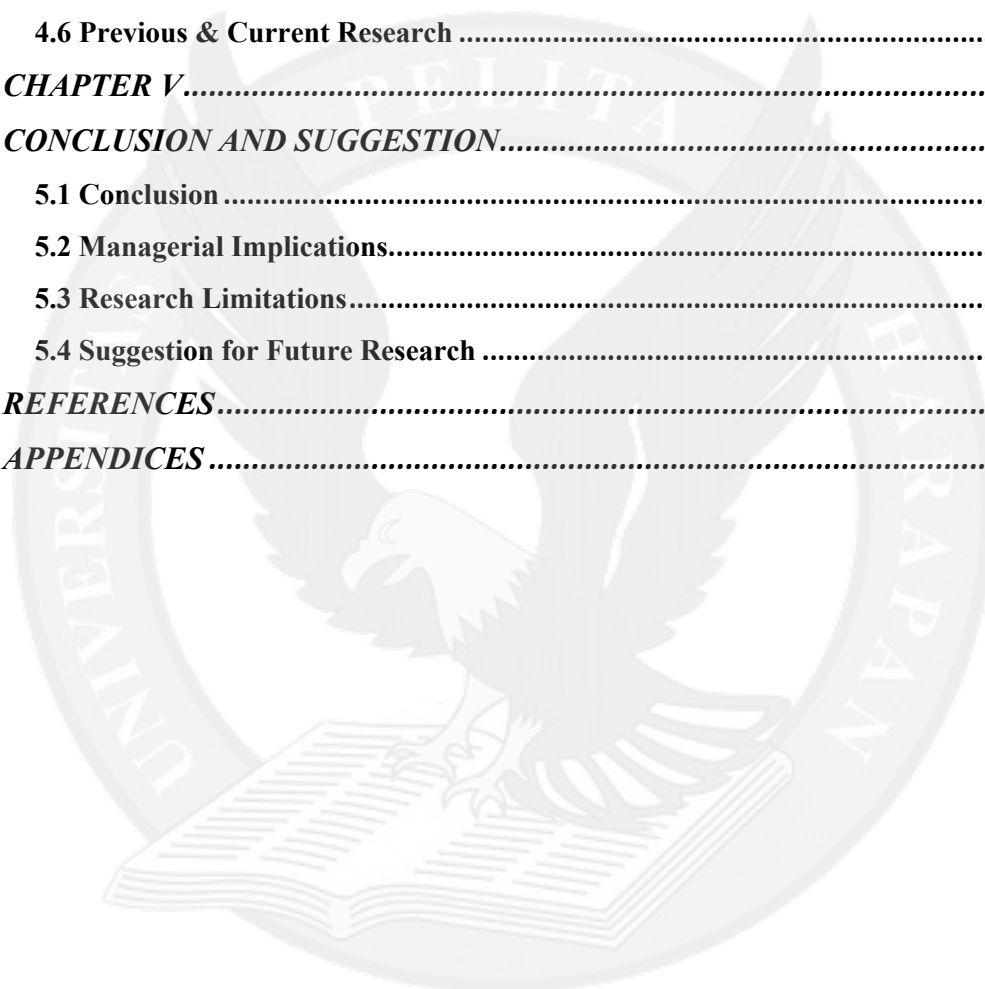


TABLE OF CONTENTS

COVER TITLE	
FINAL ASSIGNMENT AND UPLOAD AGREEMENT	
THESIS APPROVAL	
THESIS DEFENSE COMMITTEE APPROVAL	
<i>ABSTRACT</i>	<i>v</i>
<i>ACKNOWLEDGMENT</i>	<i>vi</i>
<i>TABLE OF CONTENTS</i>	<i>ix</i>
<i>TABLES OF FIGURES</i>	<i>xii</i>
<i>TABLE OF TABLES</i>	<i>xiii</i>
<i>CHAPTER I</i>	<i>1</i>
<i>INTRODUCTION</i>	<i>1</i>
1.1 Background	1
1.2 Research Problem.....	6
1.3 Research Objectives	7
1.4 Benefit of research.....	8
1.5 Scope of Research.....	8
1.6 Thesis Systematic Structure	9
<i>CHAPTER II</i>	<i>11</i>
<i>LITERATURE REVIEW</i>	<i>11</i>
2.1 Human Resource Management	11
2.2 Organizational Behavior	13
2.3 Leadership.....	16
2.3.1 Leadership Style.....	17
2.3.2 Participative Leadership Style	19
2.4 Job Satisfaction	21
2.5 Work Engagement.....	24
2.6 The Level of Experienced Fun at Work	26
2.7 Previous Research	29
2.8 Framework and Hypotheses.....	30
2.8.1 Participative Leadership and Job Satisfaction	31
2.8.2 Participative Leadership, Work Engagement, and Job Satisfaction	32
2.8.3 Moderating Role of Fun in the Workplace	33
<i>CHAPTER III</i>	<i>36</i>

METHODOLOGY.....	36
3.1 Research Target	36
3.2 Research Subject & Object	37
3.3 Conceptual and Operational Definition & Research Model.....	38
3.3.1 Conceptual and Operational Definition	39
3.3.2 Research Model.....	42
3.4 Source of Data	43
3.5 Data Collection Method.....	44
3.6 Sampling Data	46
3.6.1 Determining Sample Size.....	47
3.6.2 Measurement	48
3.7 Data Collection Technique	50
3.8 Data Analysis Technique	50
3.8.1 Validity Test	51
3.8.2 Reliability Test	52
3.8.3 Descriptive Statistics	53
3.8.4 Multicollinearity Test	54
3.8.5 General Linear Model	56
3.8.6 Hypothesis Testing	57
3.9 Validity & Reliability Pre-Test Result.....	60
CHAPTER IV	63
RESULTS AND DISCUSSION.....	63
4.1 Respondents' Characteristics	63
4.1.1 Gender.....	65
4.1.2 Marital Status.....	66
4.1.3 Educational Level.....	67
4.1.4 Age.....	68
4.1.5 Organization Tenure.....	69
4.1.6 Total Working Experience	70
4.1.7 Type of Retail Business.....	71
4.1.8 Employee-Manager Tenure.....	71
4.2 Descriptive Statistical Analysis.....	73
4.2.1 Descriptive Statistical Analysis Participative Leadership	73
4.2.2 Descriptive Statistical Analysis Work Engagement	76
4.2.3 Descriptive Statistical Analysis Level of Fun Experienced at Work.....	79
4.2.4 Descriptive Statistical Analysis Job Satisfaction	81
4.3 Multicollinearity Test	84
4.3.1 Multicollinearity Test – Work Engagement.....	84
4.3.2 Multicollinearity Test - Job Satisfaction	86
4.4 General Linear Model	88
4.4.1 General Linear Model – Work Engagement.....	89
4.4.2 General Linear Model – Job Satisfaction.....	94

4.5 Results of Hypotheses Testing	105
4.5.1 Hypothesis <i>H1</i> - Participative leadership is positively associated with employees' job satisfaction.....	106
4.5.2 Hypothesis <i>H2</i> - Work engagement mediates the relationship between participative leadership and employees' job satisfaction	110
4.5.3 Hypothesis <i>H3</i> - The positive relationships between participative leadership and (a) work engagement and (b) job satisfaction are stronger when followers have more fun at work.	115
4.5.4 Hypothesis <i>H4</i> - Work engagement mediates the interactive effects of participative leadership and fun in the workplace on employees' job satisfaction.	120
4.6 Previous & Current Research	126
<i>CHAPTER V.....</i>	128
<i>CONCLUSION AND SUGGESTION.....</i>	128
5.1 Conclusion	128
5.2 Managerial Implications.....	131
5.3 Research Limitations.....	132
5.4 Suggestion for Future Research	134
<i>REFERENCES.....</i>	136
<i>APPENDICES.....</i>	141



TABLES OF FIGURES

Figure 1.1 Indonesia Population	2
Figure 2. 1 Previous Research Framework.....	30
Figure 2. 2 Current Research Framework.....	35
Figure 4. 1 Interaction Plot – Work Engagement	120
Figure 4. 2 Interaction Plot – Job Satisfaction.....	120




TABLE OF TABLES

Table 3. 1 Conceptual and Definition Table.....	40
Table 3. 2 Validity Pre-test Result.....	60
Table 3. 3 Reliability Pre-test Result.....	62
Table 4. 1 Respondents' Characteristics.....	63
Table 4. 2 Respondents' Perception toward Participative Leadership	74
Table 4. 3 Respondents' Perception toward Work Engagement	77
Table 4. 4 Respondents' Perception toward Level of Fun Experienced at Work..	79
Table 4. 5 Respondents' Perception toward Job Satisfaction.....	82
Table 4. 6 Multicollinearity Test – Work Engagement	84
Table 4. 7 Multicollinearity Test – Job Satisfaction.....	86
Table 4. 8 General Linear Model – Work Engagement.....	89
Table 4. 9 General Linear Model – Job Satisfaction	96
Table 4. 10 Hypothesis Testing H1	106
Table 4. 11 Hypothesis Testing H2	112
Table 4. 12 Hypothesis Testing H3	116
Table 4. 13 Hypothesis Testing H4	121
Table 4. 14 Previous and Current Research.....	127