

ACKNOWLEDGEMENT

All praise to God in the name of Jesus Christ for His blessings, kindness, and mercy, that allows this research to be completed in time. He had given the researcher His strength, knowledge, and wisdom to learn something new through this research. The research paper with the title of “THE INFLUENCE OF COUNTRY IMAGE, BRAND FAMILIARITY, PRODUCT QUALITY, AND SOCIAL INFLUENCE TOWARDS PURCHASE INTENTION: THE CASE STUDY OF SAMSUNG SMARTPHONES IN INDONESIA” served the purpose to meet the academic requirement in order to obtain the Bachelor of Economics degree in Management Study Program. The researcher has realized that there are imperfections that still occur in this research but the researcher hope that this research could be useful for other researchers to examine in the future.

The researcher would like to thank each and everyone that have involved, supported, helped, and prayed for the researcher to complete this research in time. I would like express my deepest gratitude for these people, especially to:

1. Gracia Shinta S. Ugut, MBA., Ph.D. as the Dean of Faculty of Economic and Business.
2. Isana S. C. Meranga, S.P., M. M. as the Head of Management Study Program.
3. Jaquelinda Sandra Sembel, S.Pd., S.E., M.M. as the Head of International Business Concentration.

4. Dr. Pauline Henriette, P. Tan., S.E., M.Si. as the thesis supervisor.
5. Dr. Ir. Evo Sampetua Hariandja, M.M. as the academic supervisor.
6. Johannes Oentoro Library and its staff especially Miss Tina who have provided the literatures and books as the sources to accomplish this research paper.
7. Robby S. E. Jacob, S.E., M.Si. and Dra. Vivianti Kristanto, S.Si, M. M. as my parents that have supported me and prayed for me through thick and thin and have provided me with resources and wisdom so that I can finish this research in time.
8. Gabrielle Rubinstein Jacob and Raffaele Geraldine Jacob as my sisters who have supported me through my thesis.
9. Junianto Kristanto as my grandfather who have prayed for me through thick and thin.
10. Ruthy Made Switty Jacob as my grandmother who also have prayed for me so that I could finished in time.
11. To all my relatives and my cousins who also have supported me, prayed for me, and motivated me to finish my final paper.
12. To all of my comrades and best friends Alvin Javroni Chandra, Angel Nathania, Brigitta Belda, Audric Radityaputra, Catherine Ashikin, Celine Celiana, Hezekiah Andersen Yang, Jeremy Owen, Ivana Christanti, Katarina Viyola Celine, Michael Josia,

Natasha Prawira, Nereina Narendra, Ricky Wijaya, Stephen Yonathan, Stephen Phan, Steven Fernando, Tiffany, Yosua Immanuel Pranata, that have supported me and prayed for me through thick and thin, in my university life, and my final paper.

13. To the one that I adore, my partner Yizzi Weny Putri who have taught me so much through these three amazing years. Her love, support, and wisdom have taught me so much and helped me to become a better person. Her encouragement and prayer keeps me going and motivate me to finish well.

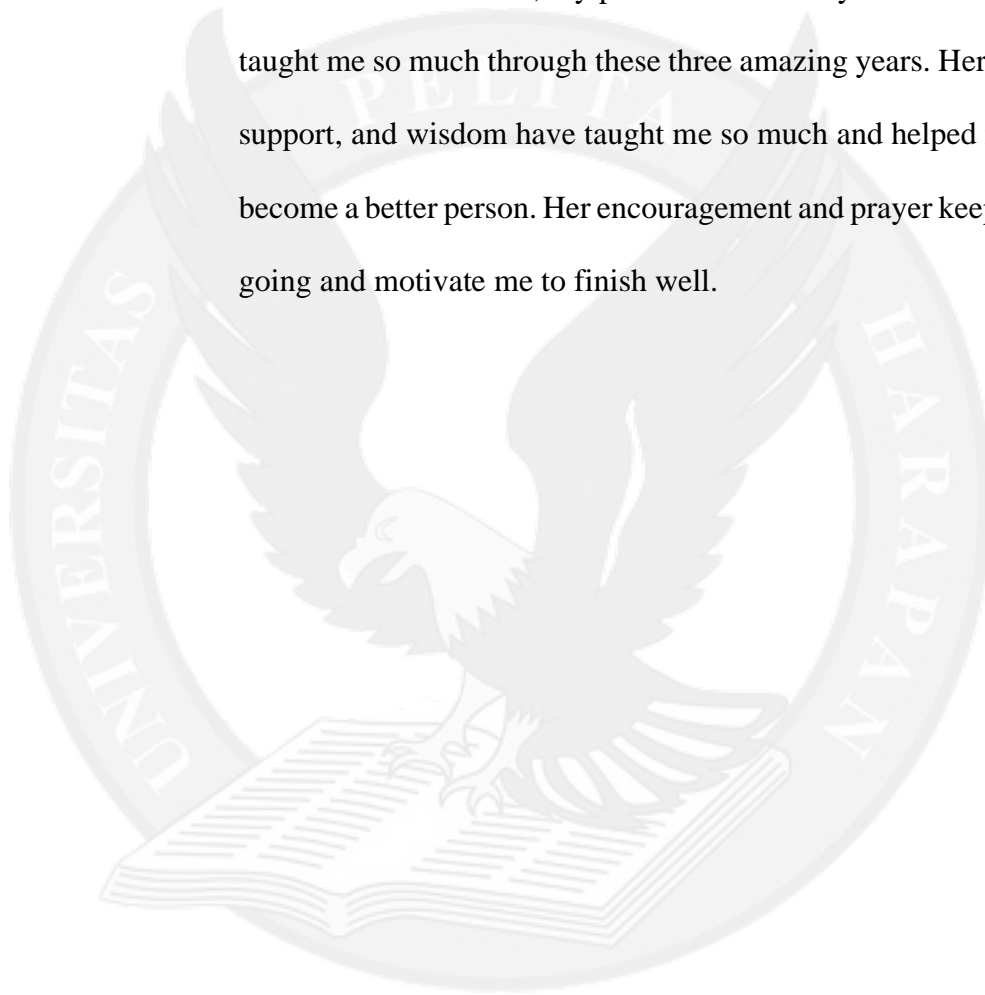


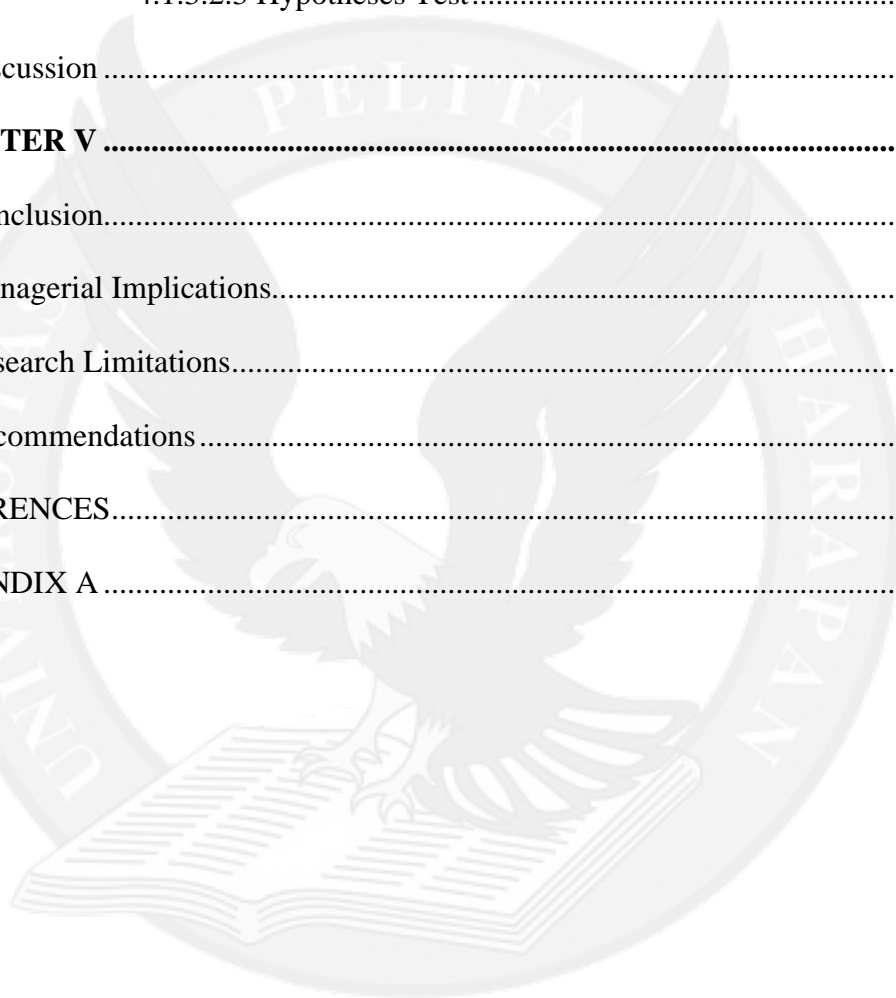
TABLE OF CONTENTS

COVER	
FINAL ASSIGNMENT STATEMENT AND UPLOAD AGREEMENT	
THESIS APPROVAL	
THESIS DEFENSE COMMITTEE	
ABSTRACT	i
ACKNOWLEDGEMENT	ii
TABLE OF CONTENTS	v
LIST OF FIGURES	ix
LIST OF TABLES	x
LIST OF APPENDICES	xi
CHAPTER I	1
1.1 Background	1
1.2 Research Problems	9
1.3 Research Objectives	10
1.4 Research Scope	10
1.5 Research Outline	11
CHAPTER II	13
2.1 Theoretical Framework	13
2.1.1 International Business, Global Marketing, and Consumer Behavior.....	13
2.1.2 Theory of Reasoned Action	16
2.1.3 Purchase Intention.....	17

2.1.4 Country Image	24
2.1.5 Product Quality	25
2.1.6 Brand Familiarity	26
2.1.7 Social Influence.....	27
2.2 Previous Studies	28
2.2.1 Country Image and Purchase Intention	28
2.2.2 Product Quality and Purchase Intention.....	30
2.2.3 Brand Familiarity and Purchase Intention	32
2.2.4 Social Influence and Purchase Intention.....	34
2.3 Research Model.....	37
CHAPTER III.....	38
3.1 Research Design.....	38
3.2 Research Paradigm.....	40
3.3 Conceptual and Operational Definitions	42
3.4 Measurements of Scales.....	47
3.5 Data	49
3.5.1 Source of Data & Data Collection Method	50
3.6 Unit of Analysis	51
3.7 Population	53
3.8 Sample Size.....	53
3.8.1 Sampling Method	53
3.9 Data Analysis Method.....	54
3.9.1 Descriptive Statistics	55

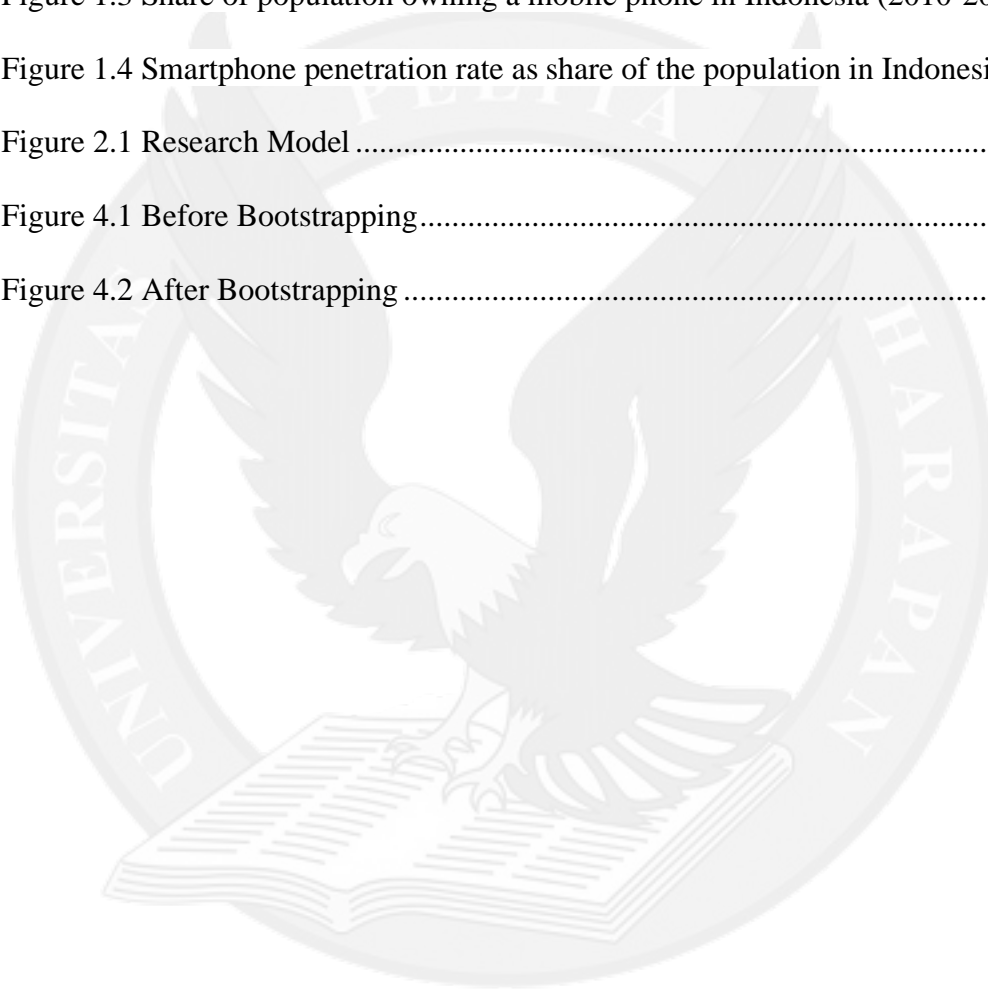
3.9.2 Inferential Statistics	55
3.9.2.1 Multiple Regression Analysis	56
3.9.2.2 Structural Equation Model & Partial Least Squares	57
3.9.2.2.1 Outer Model	61
3.9.2.2.1.1 Convergent Validity.....	61
3.9.2.2.1.2 Discriminant Validity.....	63
3.9.2.2.1.3 Reliability.....	63
3.9.2.2.2 Inner Model.....	64
3.9.2.2.2.1 Multicollinearity Test.....	65
3.9.2.2.2.2 Coefficient of Determination (R^2)	65
3.9.2.2.2.3 Hypothesis Test.....	66
3.10 Pre-Test Study.....	68
3.10.1 Pre-Test Convergent Validity	68
3.10.2 Pre-Test Discriminant Validity	71
3.10.3 Pre-Test Reliability	71
CHAPTER IV	72
4.1 Actual Study.....	72
4.1.1 Actual Test Profil Respondents	72
4.1.2 Descriptive Statistics.....	74
4.1.3 Inferential Statistics	78
4.1.3.1 Outer Model.....	78
4.1.3.1.1 Actual Test Convergent Model.....	78
4.1.3.1.2 Actual Test Discriminant Model.....	81

4.1.3.1.3 Actual Test Reliability	82
4.1.3.2 Inner Model	83
4.1.3.2.1 Multicollinearity Test	84
4.1.3.2.2 Coefficient of Determination (R^2)	85
4.1.3.2.3 Hypotheses Test.....	86
4.2 Discussion	88
CHAPTER V	98
5.1 Conclusion.....	98
5.2 Managerial Implications.....	99
5.3 Research Limitations.....	101
5.4 Recommendations	102
REFERENCES.....	103
APPENDIX A	111



LIST OF FIGURES

Figure 1.1 Number of smartphone users worldwide from 2016 to 2021	2
Figure 1.2 Global smartphone penetration rate as share population (2016-2020).....	3
Figure 1.3 Share of population owning a mobile phone in Indonesia (2010-2018)	4
Figure 1.4 Smartphone penetration rate as share of the population in Indonesia	5
Figure 2.1 Research Model	37
Figure 4.1 Before Bootstrapping.....	92
Figure 4.2 After Bootstrapping	93



LIST OF TABLES

Table 1.1 Mobile Phone Market Share by Vendor in the World	7
Table 1.2 Mobile Phone Market Share by Vendor in Indonesia.....	8
Table 2.1 Previous Researches.....	19
Table 3.2 Conceptual and Operational Definition	42
Table 3.3 Units of Analysis Categories.....	52
Table 3.4 Pre-Test Convergent Validity	68
Table 3.5 The Final Indicators	70
Table 3.6 Pre-Test Discriminant Validity	71
Table 3.7 Pre-Test Construct Reliability.....	71
Table 4.1 Actual Test Respondent Profile	73
Table 4.2 Descriptive Statistics.....	74
Table 4.3 Actual Test Convergent Validity	79
Table 4.4 Actual Test Fornell – Lacker	81
Table 4.5 Actual Test Reliability	83
Table 4.6 Multicollinearity (Inner VIF).....	84
Table 4.7 R-Square and R-Square Adjusted	85
Table 4.8 Hypotheses Test	87

LIST OF APPENDICES

Appendix A.....	111
-----------------	-----

