

## ACKNOWLEDGEMENT

We thank and praise God Almighty, Jesus Christ, for the many blessings He has bestowed upon us. The author would be unable to complete this ultimate masterpiece without His unending blessings, guidance, and love. The final project, titled **"THE INFLUENCE OF VALUE CONGRUITY, CONSUMER-BRAND IDENTIFICATION, CUSTOMER-BRAND ENGAGEMENT AND AFFECTIVE BRAND COMMITMENT TOWARDS BRAND LOYALTY ON THE GLOBAL BRAND SPOTIFY"** is one of the prerequisites for earning a Bachelor of Management Economics degree. Additionally, this final project assists in the learning process and broadens one's knowledge base.

The author would like to thank her supervisor, Dr. Pauline Henriette P. Tan, S.E., M.Si., for readily and patiently sharing her expertise and guiding her during the writing process of this paper. The author would not have been able to complete this work on time without her kindness and assistance. The author recognizes that this final work will be impossible to complete without the advice, support, encouragement, and prayer of others. As a result, the author wishes to express her heartfelt appreciation to everyone who assisted her in producing this final work, especially to:

1. Dra. Gracia Shinta, S. Ugut, M.B.A., Ph.D. as the Dean of Faculty of Economics and Business.
2. Ms. Vina Christina Nugroho, S.E., M.M. as the Head of Management Department.

3. Ms. Jacquelinnda Sandra Sembel, M.M. as the Head of International Business Concentration.
4. Dr. Pauline Henriette P. Tan, S.E., M.Si., as the supervisor of my thesis paper.
5. Mr. Danet Arya Patria, S.E., M.B.A. as my academic supervisor.
6. All Universitas Pelita Harapan professors who have taught and shared their knowledge with students throughout their studies.
7. All employees of the Business School who have helped the author in administrative activities.
8. To my family, who have been there for me. To my brother, who eased my stresses and to my father, who has always pushed for my educational journey; he has always been my greatest influence, and I am the person I am today because of him.
9. To Gandari Lengkana Putri and Sri Safara Laura Morrow, who are indispensable to me. You've been there for me through it all, through my highs and lows. You have shown me what it is like to have a never-ending and unconditional support system. Thank you.
10. Members of my beloved GS Gang, Christhalia Severesia Chandra and Revan Ramadhan Nelwin. Despite our different personalities, we've been together since the start of university. Even when we're annoyed with each other, we would always go everywhere together. You guys have once been a part of my daily life, and I would forever cherish those memories.

11. To Calista Amanda Linardi, Evelyn Elicia, Gloria Herliana Gunawan, Kristy Emilia, Regina Emmanuela Arvy Siregar, Valencia, Veren Aeriela, Shevilla Charmay. Thank you for being my source of support, entertainment and amusement for the past three years. There is never a dull moment with you guys, thank you for including me in your shenanigans.
12. To the best of the best; Ferald Axel Sjafrudin, Fiza Javaid Khan, Florence Mila Purnomo, Izzaldin Mahavira Soerono, Muhammad Fatih Ronibazali, Narayana, Naura Adriyani, whom I adore. Thank you for being my escape, for listening to me, for supporting me, for encouraging me in your own ways and for the wild nights. I appreciate all that you guys are.
13. Lastly, I would like to thank myself, for believing in myself, for going through with it like I said I would.

Finally, the author acknowledges that this study has limitations. As such, ideas and criticisms are much requested in order to enhance the quality of this article. The author hopes that this research work will be valuable for a variety of objectives and will benefit the reader.

Tangerang, 7<sup>th</sup> December 2021

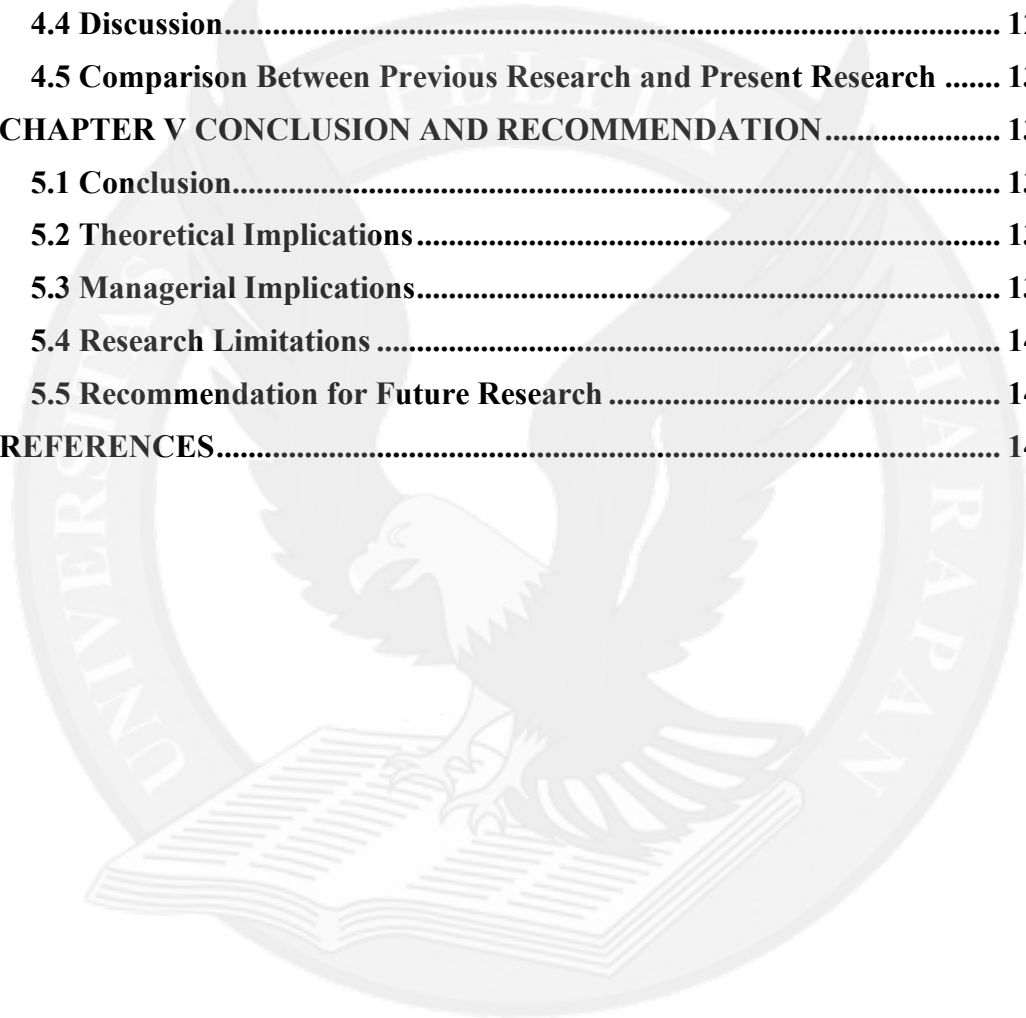
Author

## TABLE OF CONTENTS

<b>COVER</b>	
<b>STATEMENT OF ORIGINALITY OF THESIS</b>	
<b>THESIS APPROVAL</b>	
<b>THESIS DEFENSE COMMITTEE</b>	
<b>ABSTRACT</b> .....	<b>v</b>
<b>ACKNOWLEDGEMENT</b> .....	<b>vi</b>
<b>TABLE OF CONTENTS</b> .....	<b>ix</b>
<b>LIST OF FIGURES</b> .....	<b>xii</b>
<b>LIST OF TABLES</b> .....	<b>xiii</b>
<b>LIST OF APPENDIXES</b> .....	<b>xv</b>
<b>CHAPTER I INTRODUCTION</b> .....	<b>1</b>
<b>1.1 Background</b> .....	<b>1</b>
<b>1.2 Research Problem</b> .....	<b>11</b>
<b>1.3 Research Objective</b> .....	<b>12</b>
<b>1.4 Research Scope</b> .....	<b>13</b>
<b>1.5 Research Outline</b> .....	<b>13</b>
<b>CHAPTER II LITERATURE REVIEW</b> .....	<b>16</b>
<b>2.1 Theoretical Framework</b> .....	<b>16</b>
2.1.1 International Business, Global Brands and Social Identity Theory .....	16
2.1.2 Brand Loyalty .....	18
2.1.3 Value Congruity .....	20
2.1.4 Consumer-Brand Identification.....	21
2.1.5 Customer-Brand Engagement .....	21
2.1.6 Affective Brand Commitment.....	22
<b>2.2 Previous Studies</b> .....	<b>23</b>
2.2.1 Value Congruity and Consumer-Brand Identification .....	24
2.2.2 Value Congruity and Customer-Brand Engagement.....	26
2.2.3 Value Congruity and Affective Brand Commitment .....	27
2.2.4 Consumer-Brand Identification and Customer-Brand Engagement ....	27
2.2.5 Consumer-Brand Identification and Brand Loyalty.....	28
2.2.6 Consumer-Brand Identification and Affective Brand Commitment....	29
2.2.7 Affective Brand Commitment and Brand Loyalty .....	30

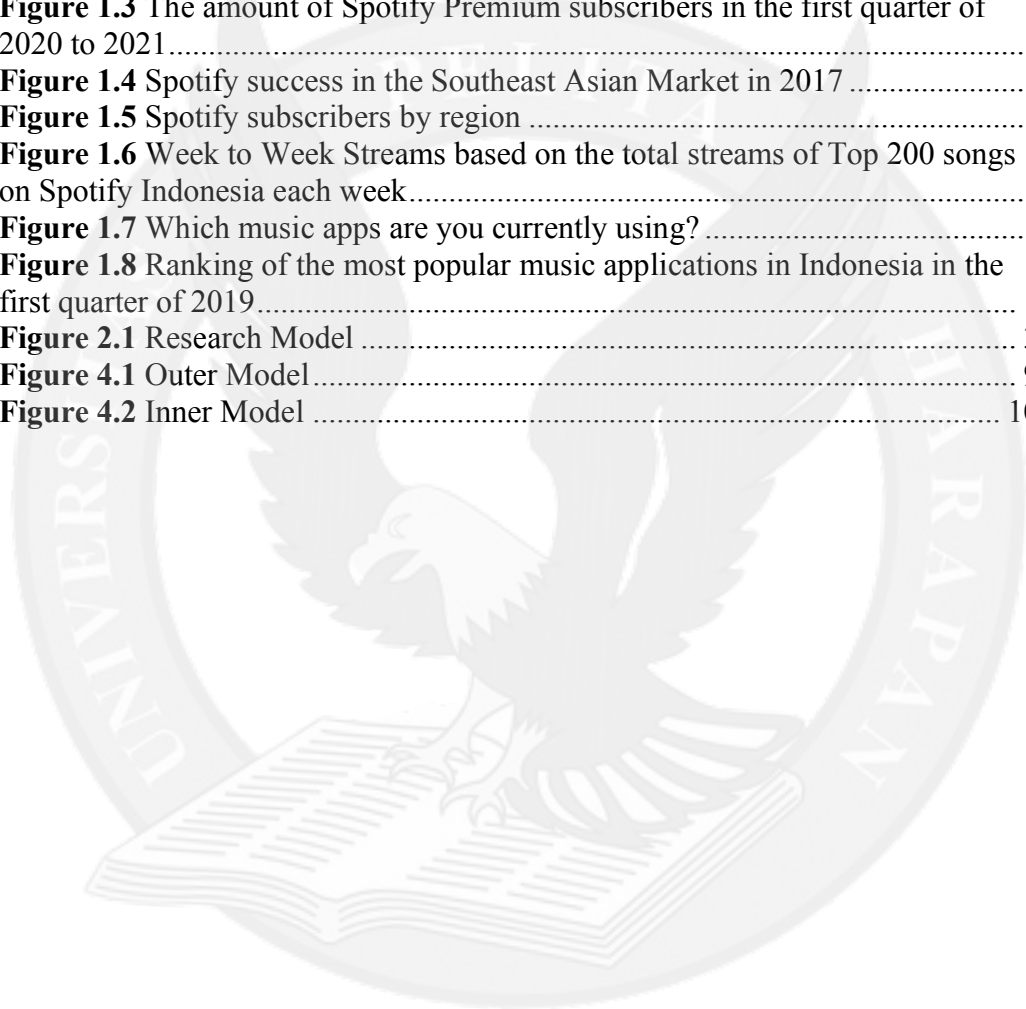
2.2.8 Customer-Brand Engagement and Brand Loyalty .....	31
2.2.9 The moderating role of Consumer-Brand Identification on the relationship between Value Congruity and (a) Customer-Brand Engagement, (b) Affective Brand Commitment and (c) Brand Loyalty.....	32
<b>2.3 Research Model .....</b>	<b>34</b>
<b>CHAPTER III RESEARCH METHODOLOGY .....</b>	<b>35</b>
<b>3.1 Research Design .....</b>	<b>35</b>
<b>3.2 Research Paradigm .....</b>	<b>37</b>
<b>3.3 Conceptual and Operational Definition .....</b>	<b>40</b>
<b>3.4 Measurement Scale .....</b>	<b>45</b>
<b>3.5 Data Collection Method .....</b>	<b>47</b>
<b>3.6 Unit of Analysis .....</b>	<b>50</b>
<b>3.7 Population .....</b>	<b>51</b>
<b>3.8 Sample Size .....</b>	<b>51</b>
3.8.1 Sampling Method .....	52
<b>3.9 Data Analysis Method.....</b>	<b>59</b>
3.9.1 Descriptive Statistics .....	59
3.9.2 Inferential Statistics.....	61
3.9.2.1 Multiple Regression Analysis .....	62
3.9.2.2 Structural Equation Model & Partial Least Square.....	63
3.9.2.2.1 Outer Model .....	66
3.9.2.2.1.1 Convergent Validity .....	66
3.9.2.2.1.2 Discriminant Validity.....	68
3.9.2.2.1.3 Reliability .....	70
3.9.2.2.2 Inner Model .....	71
3.9.2.2.2.1 Multicollinearity Test.....	72
3.9.2.2.2.2 Coefficient of Determination (R <sup>2</sup> ).....	73
3.9.2.2.2.3 Hypothesis Test.....	74
<b>3.10 Pre-Test Study .....</b>	<b>75</b>
3.10.1 Pre-Test Convergent Validity .....	76
3.10.2 Pre-Test Discriminant Validity .....	81
3.10.3 Pre-Test Reliability .....	84
<b>CHAPTER IV FINDINGS AND ANALYSIS .....</b>	<b>88</b>
<b>4.1 Actual Test .....</b>	<b>88</b>
4.1.1 Profile of the Respondents .....	90
4.1.1.1 Gender .....	91
4.1.1.2 Age .....	92
4.1.1.3 Domicile.....	93
4.1.1.4 Education .....	94
<b>4.2 Descriptive Statistics .....</b>	<b>95</b>

<b>4.3 Inferential Statistics .....</b>	<b>97</b>
4.3.1 Outer Model .....	98
4.3.1.1 Actual Test Convergent Validity .....	99
4.3.1.2 Actual Test Discriminant Validity .....	102
4.3.1.3 Actual Test Reliability .....	104
4.3.2 Inner Model .....	105
4.3.2.1 Multicollinearity Test .....	106
4.3.2.2 Coefficient of Determination ( $R^2$ ) .....	109
4.3.2.3 Hypothesis Test .....	111
<b>4.4 Discussion .....</b>	<b>124</b>
<b>4.5 Comparison Between Previous Research and Present Research .....</b>	<b>133</b>
<b>CHAPTER V CONCLUSION AND RECOMMENDATION .....</b>	<b>136</b>
<b>5.1 Conclusion .....</b>	<b>136</b>
<b>5.2 Theoretical Implications .....</b>	<b>137</b>
<b>5.3 Managerial Implications .....</b>	<b>139</b>
<b>5.4 Research Limitations .....</b>	<b>144</b>
<b>5.5 Recommendation for Future Research .....</b>	<b>145</b>
<b>REFERENCES .....</b>	<b>146</b>



## LIST OF FIGURES

<b>Figure 1.1</b> From 2015 to the first quarter of 2020, the number of music streaming subscribers worldwide increased (in millions).....	3
<b>Figure 1.2</b> Size of major Asian digital music markets .....	4
<b>Figure 1.3</b> The amount of Spotify Premium subscribers in the first quarter of 2020 to 2021.....	5
<b>Figure 1.4</b> Spotify success in the Southeast Asian Market in 2017 .....	6
<b>Figure 1.5</b> Spotify subscribers by region .....	7
<b>Figure 1.6</b> Week to Week Streams based on the total streams of Top 200 songs on Spotify Indonesia each week.....	8
<b>Figure 1.7</b> Which music apps are you currently using? .....	9
<b>Figure 1.8</b> Ranking of the most popular music applications in Indonesia in the first quarter of 2019.....	10
<b>Figure 2.1</b> Research Model .....	34
<b>Figure 4.1</b> Outer Model.....	98
<b>Figure 4.2</b> Inner Model .....	106



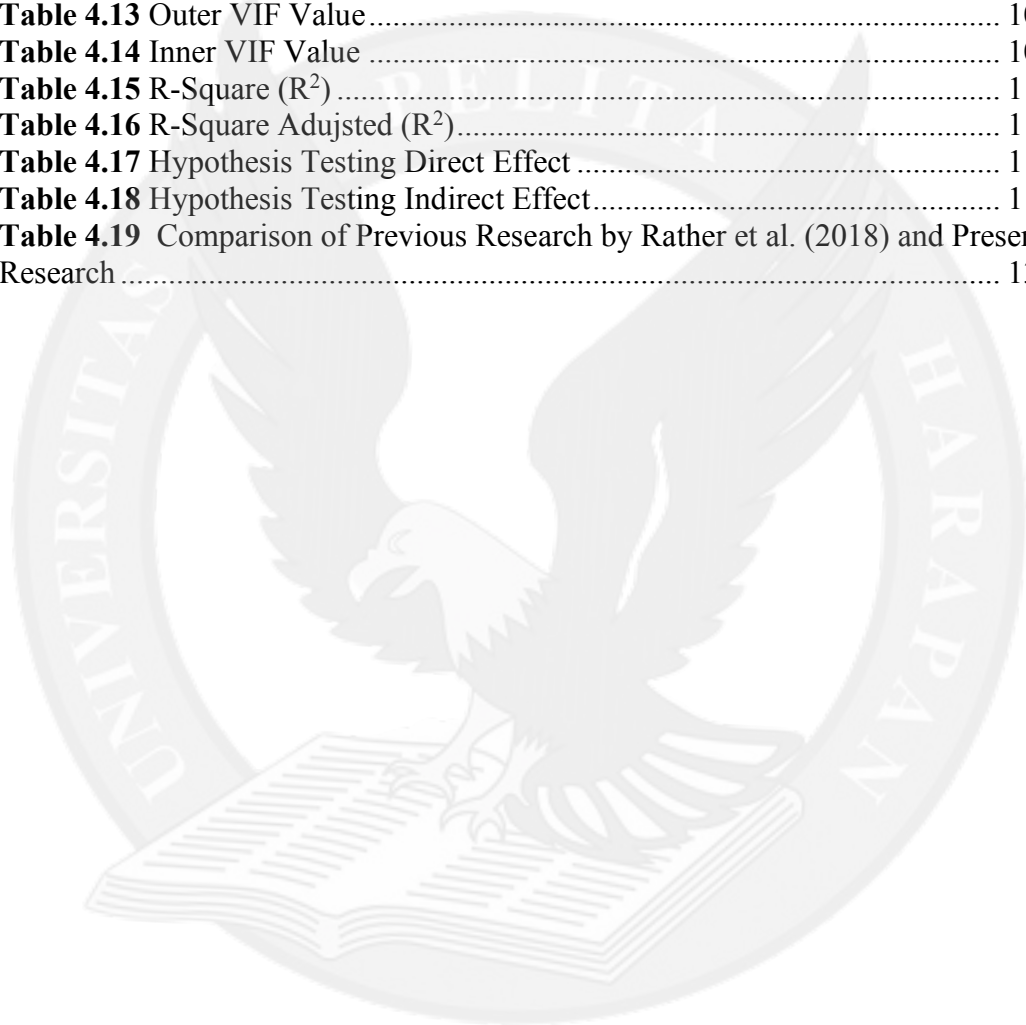


## LIST OF TABLES

<b>Table 2.1</b> Previous Research .....	24
<b>Table 3.1</b> A comparison of three research types: exploratory, causal, and descriptive .....	36
<b>Table 3.2</b> Comparison of Quantitative and Qualitative Research .....	39
<b>Table 3.3</b> Conceptual and Operational Definitions .....	40
<b>Table 3.4</b> Types of Measurement Scale .....	45
<b>Table 3.5</b> Likert Scale .....	47
<b>Table 3.6</b> The advantages and disadvantages of the three types of questionnaires .....	48
<b>Table 3.7</b> Pros and Cons of different sampling designs .....	56
<b>Table 3.8</b> Three types of descriptive statistics.....	60
<b>Table 3.9</b> Summary of Convergent Validity .....	67
<b>Table 3.10</b> Summary of Discriminant Validity .....	69
<b>Table 3.11</b> Summary of Reliability .....	71
<b>Table 3.12</b> Summary of Multicollinearity Test .....	73
<b>Table 3.13</b> Summary of Coefficient of Determination ( $R^2$ ).....	74
<b>Table 3.14</b> Summary of Hypothesis Testing .....	75
<b>Table 3.15</b> Pre-Test Convergent Validity Result (Brand Loyalty) .....	77
<b>Table 3.16</b> Pre-Test Convergent Validity Result (Value Congruity).....	77
<b>Table 3.17</b> Pre-Test Convergent Validity Result (Consumer-Brand Identification) .....	78
<b>Table 3.18</b> Pre-Test Convergent Validity Result (Customer-Brand Engagement) .....	79
<b>Table 3.19</b> Pre-Test Convergent Validity Result (Affective Brand Commitment) .....	79
<b>Table 3.20</b> Convergent Validity AVE Pre-Test Result .....	80
<b>Table 3.21</b> Pre-Test Discriminant Validity (Brand Loyalty) .....	81
<b>Table 3.22</b> Pre-Test Discriminant Validity Result (Value Congruity).....	82
<b>Table 3.23</b> Pre-Test Discriminant Validity Result (Consumer-Brand Identification).....	83
<b>Table 3.24</b> Pre-Test Discriminant Validity Result (Customer-Brand Engagement) .....	83
<b>Table 3.25</b> Pre-Test Discriminant Validity Result (Affective Brand Commitment) .....	84
<b>Table 3.26</b> Pre-Test Cronbach's Alpha Result .....	85
<b>Table 3.27</b> Pre-Test Composite Reliability Result .....	86
<b>Table 4.1</b> Indicators used in the Actual Study.....	89
<b>Table 4.2</b> Gender Percentage.....	91
<b>Table 4.3</b> Age Percentage.....	92



<b>Table 4.4</b> Domicile Percentage .....	93
<b>Table 4.5</b> Education Percentage .....	94
<b>Table 4.6</b> Descriptive Statistics .....	95
<b>Table 4.7</b> Convergent Validity – Loading Factor > 0.70 .....	100
<b>Table 4.8</b> Convergent Validity – Average Variance Extracted .....	101
<b>Table 4.9</b> Discriminant Validity – Cross Loading > 0.70 .....	102
<b>Table 4.10</b> Discriminant Validity – HTMT <1 .....	103
<b>Table 4.11</b> Discriminant Validity – Fornell-Lacker .....	104
<b>Table 4.12</b> Reliability – Cronbach’s Alpha and Composite Reliability .....	105
<b>Table 4.13</b> Outer VIF Value .....	107
<b>Table 4.14</b> Inner VIF Value .....	108
<b>Table 4.15</b> R-Square (R <sup>2</sup> ) .....	110
<b>Table 4.16</b> R-Square Adujsted (R <sup>2</sup> ) .....	111
<b>Table 4.17</b> Hypothesis Testing Direct Effect .....	111
<b>Table 4.18</b> Hypothesis Testing Indirect Effect .....	114
<b>Table 4.19</b> Comparison of Previous Research by Rather et al. (2018) and Present Research .....	133



## LIST OF APPENDIXES

<b>APPENDIX A</b> PRE-TEST QUESTIONNAIRE.....	A-1
<b>APPENDIX B</b> PRE-TEST DATA.....	B-1
<b>APPENDIX C</b> PRE-TEST RUN 1.....	C-1
<b>APPENDIX D</b> PRE-TEST RUN 2.....	D-1
<b>APPENDIX E</b> PRE-TEST RUN 3.....	E-1
<b>APPENDIX F</b> PRE-TEST MODEL.....	F-1
<b>APPENDIX G</b> PRE-TEST MEASUREMENT MODEL.....	G-1
<b>APPENDIX H</b> ACTUAL TEST QUESTIONNAIRE.....	H-1
<b>APPENDIX I</b> ACTUAL TEST DATA.....	I-1
<b>APPENDIX J</b> ACTUAL TEST MEASUREMENT MODEL.....	J-1
<b>APPENDIX K</b> ACTUAL TEST STRUCTURAL MODEL.....	K-1

