

# TABLE OF CONTENT

	Page
<b>COVER PAGE</b>	
<b>TITLE PAGE</b>	
<b>DECLARATION OF AUTHENTICITY OF FINAL PAPER AND UPLOAD AGREEMENT .....</b>	<b>ii</b>
<b>APPROVAL PAGE BY <i>FINAL PAPER</i> ADVISOR .....</b>	<b>iv</b>
<b>APPROVAL PAGE BY <i>FINAL PAPER</i> COMMITTEE .....</b>	<b>v</b>
<b>ABSTRACT .....</b>	<b>vi</b>
<b><i>ABSTRAK</i> .....</b>	<b>vii</b>
<b>PREFACE .....</b>	<b>viii</b>
<b>TABLE OF CONTENTS.....</b>	<b>x</b>
<b>LIST OF FIGURES .....</b>	<b>xii</b>
<b>LIST OF TABLES .....</b>	<b>xiii</b>
<b>LIST OF APPENDICES .....</b>	<b>xv</b>

## CHAPTER I INTRODUCTION

1.1	Background of the Study.....	1
1.2	Problem Limitation .....	4
1.3	Problem Formulation .....	4
1.4	Objective of the Research .....	4
1.5	Benefit of Research.....	5
1.5.1	Theoretical Benefit.....	5
1.5.2	Practical Benefit.....	5

## CHAPTER II LITERATURE REVIEW & HYPOTHESIS

### DEVELOPMENT

2.1	Theoretical Background.....	7
2.1.1	Hospitality .....	7
2.1.2	Organization Culture.....	7
2.1.3	Element of Organization Culture .....	8

2.1.4	The Functions of Culture .....	10
2.1.5	Indicators of Organization Culture.....	11
2.1.6	Compensastion .....	12
2.1.7	Classifying Compensation .....	12
2.1.8	Compensation Indicator .....	13
2.1.9	Performance .....	14
2.1.10	Factor of Performance.....	14
2.1.11	Employee Performance Indicator.....	15
2.1.12	Relationship of Organization Culture and Compensation on Employee Performance .....	16
2.2	Previous Research .....	16
2.3	Hypothesis Development .....	17
2.4	Research Model.....	18
2.5	Framework of Thinking .....	19

### **CHAPTER III RESEARCH METHODOLOGY**

3.1	Research Design.....	20
3.2	Population and Sample.....	20
3.3	Data Collection Method .....	21
3.4	Operational Variable Definition and Variable Measurement .....	22
3.5	Data Analysis Method.....	24
3.5.1	Validity.....	24
3.5.2	Reliability.....	24
3.5.3	Descriptive Statistics.....	25
3.5.4	The Classical Assumption.....	26
3.5.5	Multiple Linear Regression Analysis.....	29
3.5.6	Determination Test.....	29
3.5.7	Hypothesis Test.....	30

### **CHAPTER IVR ESEARCH RESULT AND DISCUSSION**

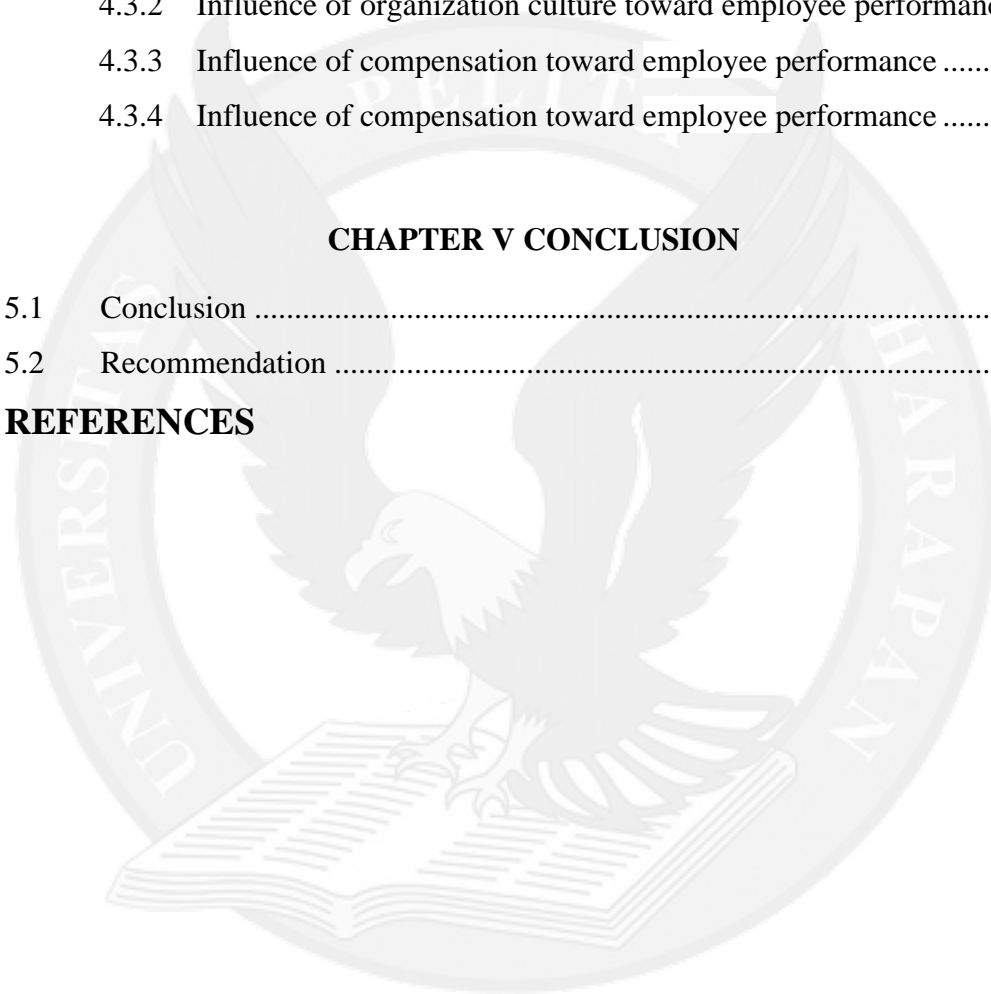
4.1	General Review of Research Object .....	32
-----	---	----

4.1.1.	Bried Overview of Bistronomix.....	32
4.2	Data Analysis .....	38
4.2.1	Test of Research Instrument.....	38
4.2.2	Descriptive Statistics.....	41
4.2.3	Result of Data Quality Testing.....	54
4.2.4	Result of Hyphothesis Testing .....	61
4.3	Discussion .....	63
4.3.2	Influence of organization culture toward employee performance	63
4.3.3	Influence of compensation toward employee performance .....	63
4.3.4	Influence of compensation toward employee performance .....	64

## **CHAPTER V CONCLUSION**

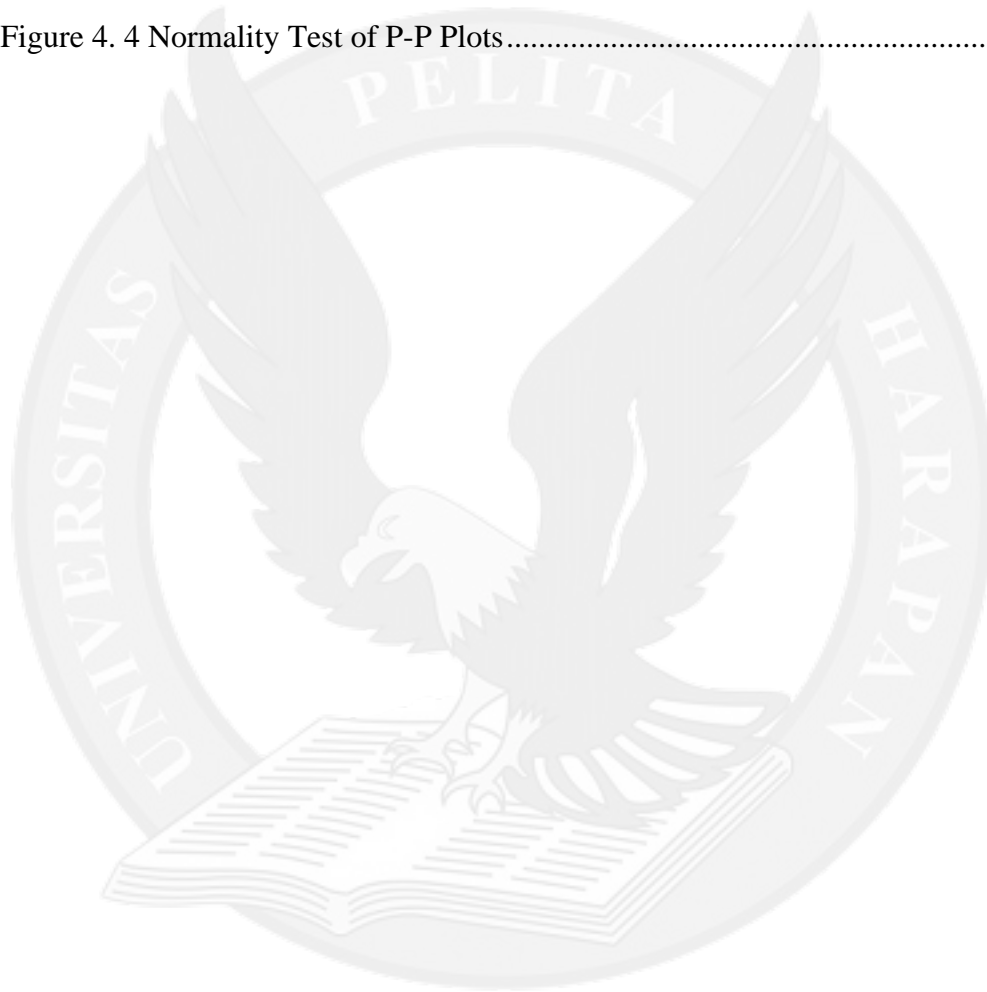
5.1	Conclusion .....	65
5.2	Recommendation .....	66

## **REFERENCES**



## LIST OF FIGURES

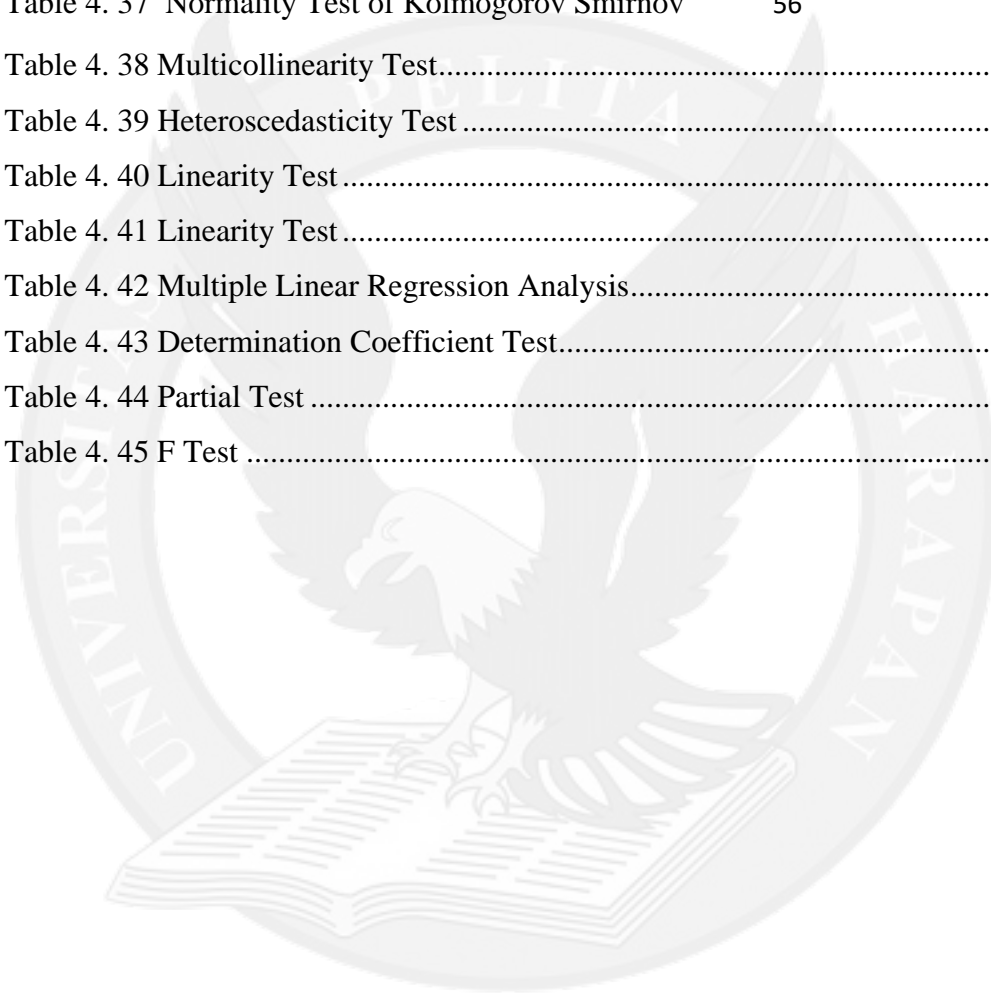
	<b>Page</b>
Figure 2. 1 Research Model .....	18
Figure 2. 2 Framework of Thinking .....	19
Figure 4. 1 Organization Structure at Bistronomix .....	33
Figure 4. 2 Normality Test of Histograms .....	55
Figure 4. 3 Normality Test of P-P Plots .....	56
Figure 4. 4 Normality Test of P-P Plots .....	57



## LIST OF TABLE

	<b>Page</b>
Table 3. 1 Variable operational definition .....	23
Table 4. 1 Validity Test of Organization culture (X <sub>1</sub> ) .....	39
Table 4. 2 Validity Test of Compensation (X <sub>2</sub> ) .....	39
Table 4. 3 Validity Test of Employee Performance (Y) .....	40
Table 4. 4 Reliability Test of Organization culture .....	40
Table 4. 5 Reliability Test of Compensation .....	41
Table 4. 6 Reliability Test of Employee Performance (Y) .....	41
Table 4. 7 Characteristics of Respondents by Gender .....	41
Table 4. 8 Characteristics of Age-Based Respondents .....	42
Table 4. 9 Question 1. Organization Culture .....	42
Table 4. 10 Question 2. Organization Culture .....	43
Table 4. 11 Question 3. Organization Culture .....	43
Table 4. 12 Question 4. Organization Culture .....	43
Table 4. 13 Question 5. Organization Culture .....	44
Table 4. 14 Question 6. Organization Culture .....	44
Table 4. 15 Question 7. Organization Culture .....	44
Table 4. 16 Question 8. Organization Culture .....	45
Table 4. 17 Question 1. Compensation .....	45
Table 4. 18 Question 2. Compensation .....	46
Table 4. 19 Question 3. Compensation .....	46
Table 4. 20 Question 4. Compensation .....	46
Table 4. 21 Question 5. Compensation .....	47
Table 4. 22 Question 6. Compensation .....	47
Table 4. 23 Question 7. Compensation .....	48
Table 4. 24 Question 8. Compensation .....	48
Table 4. 25 Question 1. Employee Performance .....	49
Table 4. 26 Question 2. Employee Performance .....	49
Table 4. 27 Question 3. Employee Performance .....	49
Table 4. 28 Question 4. Employee Performance .....	50
Table 4. 29 Question 5. Employee Performance .....	50

Table 4. 30 Question 6. Employee Performance.....	51
Table 4. 31 Question 7. Employee Performance.....	51
Table 4. 32 Question 8. Employee Performance.....	51
Table 4. 33 The Interval Tables .....	52
Table 4. 34 Descriptive Statistics.....	53
Table 4. 35 Descriptive Statistics.....	53
Table 4. 36 Descriptive Statistics.....	54
Table 4. 37 Normality Test of Kolmogorov Smirnov	56
Table 4. 38 Multicollinearity Test.....	57
Table 4. 39 Heteroscedasticity Test .....	58
Table 4. 40 Linearity Test .....	59
Table 4. 41 Linearity Test .....	59
Table 4. 42 Multiple Linear Regression Analysis.....	60
Table 4. 43 Determination Coefficient Test.....	61
Table 4. 44 Partial Test .....	62
Table 4. 45 F Test .....	62



## LIST OF APPENDICES

APPENDIX A	QUESTIONNAIRE .....	A-1
APPENDIX B	TABULATION QUESTIONNAIRE DATA .....	B-1
APPENDIX C	TABULATION QUESTIONNAIRE DATA .....	C-1
APPENDIX D	SPSS OUPUT .....	D-1
APPENDIX E	R TABLE .....	E-1
APPENDIX F	T TABLE .....	F-1
APPENDIX G	F TABLE .....	G-1
APPENDIX H	LETTER .....	H-1

