

TABLE OF CONTENTS

COVER PAGE	
TITLE PAGE	
DECLARATION OF AUTHENTICITY OF SKRIPSI	ii
APPROVAL PAGE BY SKRIPSI ADVISOR	iii
APPROVAL PAGE BY SKRIPSI EXAMINATION COMMITTEE	vi
ABSTRACT	vii
PREFACE	ix
TABLE OF CONTENTS	x
LIST OF FIGURES.....	xi
LIST OF TABLES.....	xii
LIST OF APPENDICES.....	xiii
CHAPTER I INTRODUCTION	
1.1	Background of The Study 1
1.2	Problem Limitation 7
1.3	Problem Formulation 7
1.4	Objective of the Research 8
1.5	Benefit of the Research 8
1.5.1	Theoretical Benefit 8
1.5.2	Practical Benefit..... 9
CHAPTER II LITERATURE REVIEW AND HYPOTHESIS DEVELOPMENT	
2.1	Marketing Management 10
2.1.1	Definition of Managemet 10
2.1.2	Definition of Marketing Management 11
2.2	Buying Interest..... 12
2.2.1	Definition of Buying Interest 12
2.2.2	Buying Process..... 13
2.2.3	Buying Interest Indicator 14
2.3	Product Diversity 15
2.3.1	Definition of Product Diversity..... 15
2.3.2	Benefits of Product Diversity..... 17
2.3.3	Product Diversity Indicator 17
2.4	Promotion..... 18

2.4.1	Definition of Promotion	18
2.4.2	The Factors of Promotion	19
2.4.3	Promotion Indicators	21
2.5	The Relationship between Product Diversity and Buying Interest	22
2.6	The Relationship between Promotion and Buying Interest	22
2.7	Previous Research	22
2.8	Hypothesis Development	23
2.9	Research Model	24
2.10	Framework of Thinking	25

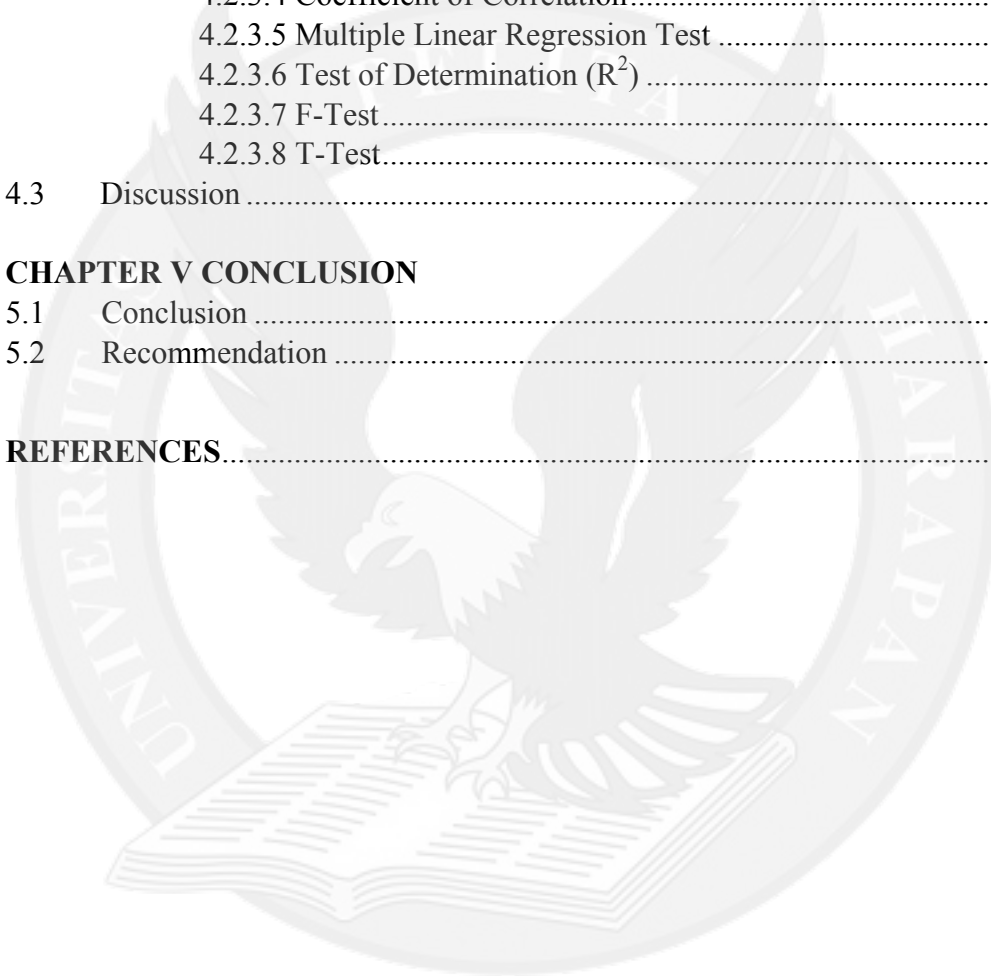
CHAPTER III RESEARCH METHODOLOGY

3.1	Research Design	26
3.2	Population and Sample	26
3.2.1	Research Location and Time	26
3.2.2	Population	27
3.2.3	Sample	27
3.3	Data Collection Method	28
3.4	Operational Variable Definition and Variable Measurement	29
3.4.1	Operational Variable Definition	29
3.4.2	Variable Measurement	30
3.5	Data Analysis Method	31
3.5.1	Descriptive Statistics	31
3.5.1.1	Mean	32
3.5.1.2	Median	32
3.5.1.3	Mode	32
3.5.2	Validity Test	33
3.5.3	Reliability Test	33
3.5.4	Classical Assumption Test	34
3.5.4.1	Normality Test	34
3.5.4.2	Multicollinearity Test	34
3.5.4.3	Heteroscedasticity Test	35
3.5.4.4	Coefficient of Correlation Test	35
3.5.4.5	Multiple Linear Regression Test	36
3.5.4.6	Coefficient of Determination Test	37
3.5.4.7	Hypothesis Test	38

CHAPTER IV RESEARCH RESULT AND DISCUSSION

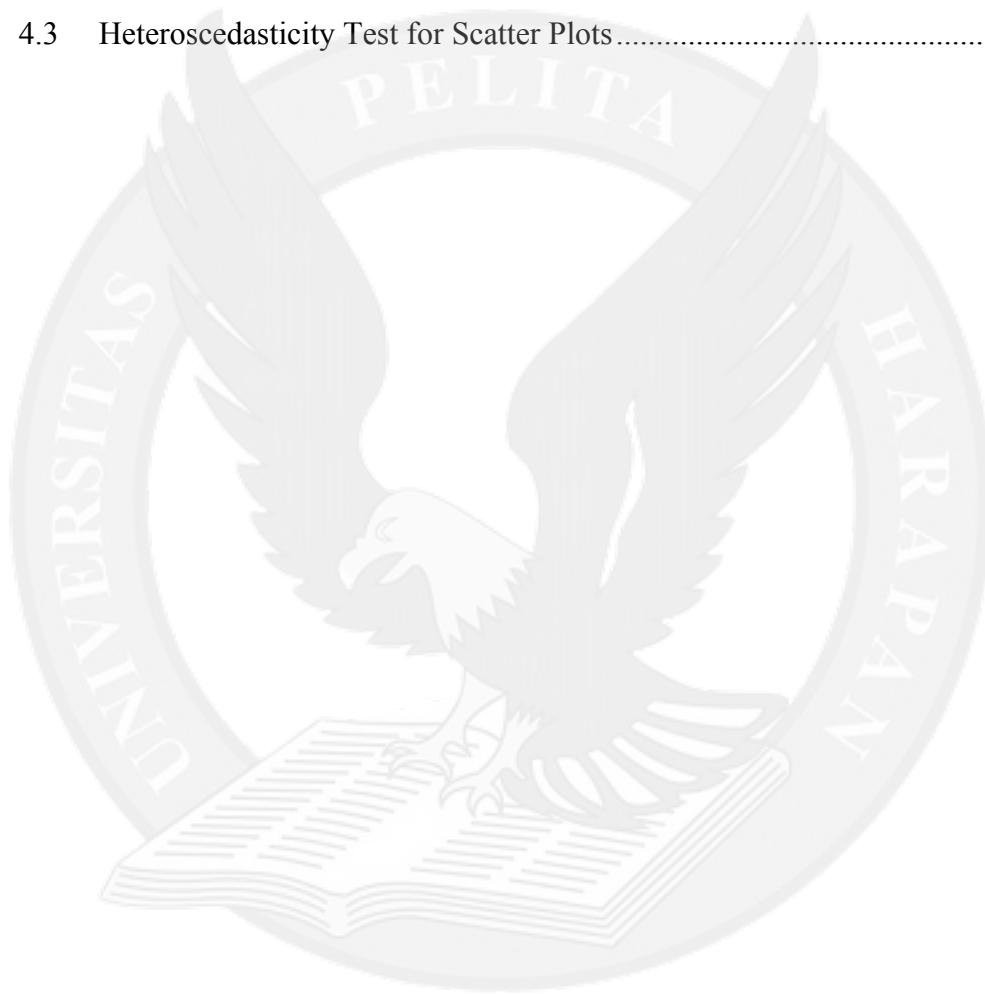
4.1	General View of " PT Social Bella Indonesia"	40
4.1.1	Company Background	40
4.1.2	Vision and Mission of PT Social Bella Indonesia (Sociolla)	41
4.2	Research Result	41
4.2.1	Pre-Test	41
4.2.1.1	Validity Test	42

4.2.1.2	Reliability Test.....	43
4.2.2	Descriptive Statistics.....	44
4.2.2.1	Characteristics of Respondents.....	44
4.2.2.2	Explanation of Respondents on Research Variable.....	45
4.2.3	Result of Data Quality Test.....	62
4.2.3.1	Normality Test.....	62
4.2.3.2	Multicollinearity Test.....	64
4.2.3.3	Heteroscedasticity Test.....	65
4.2.3.4	Coefficient of Correlation.....	66
4.2.3.5	Multiple Linear Regression Test.....	67
4.2.3.6	Test of Determination (R^2).....	69
4.2.3.7	F-Test.....	69
4.2.3.8	T-Test.....	70
4.3	Discussion.....	71
CHAPTER V CONCLUSION		
5.1	Conclusion.....	76
5.2	Recommendation.....	77
REFERENCES.....		82



LIST OF FIGURES

2.1	Research of Model.....	24
2.2	Framework of Thinking.....	25
4.1	Histogram	62
4.2	Normal P-Plot.....	63
4.3	Heteroscedasticity Test for Scatter Plots	66

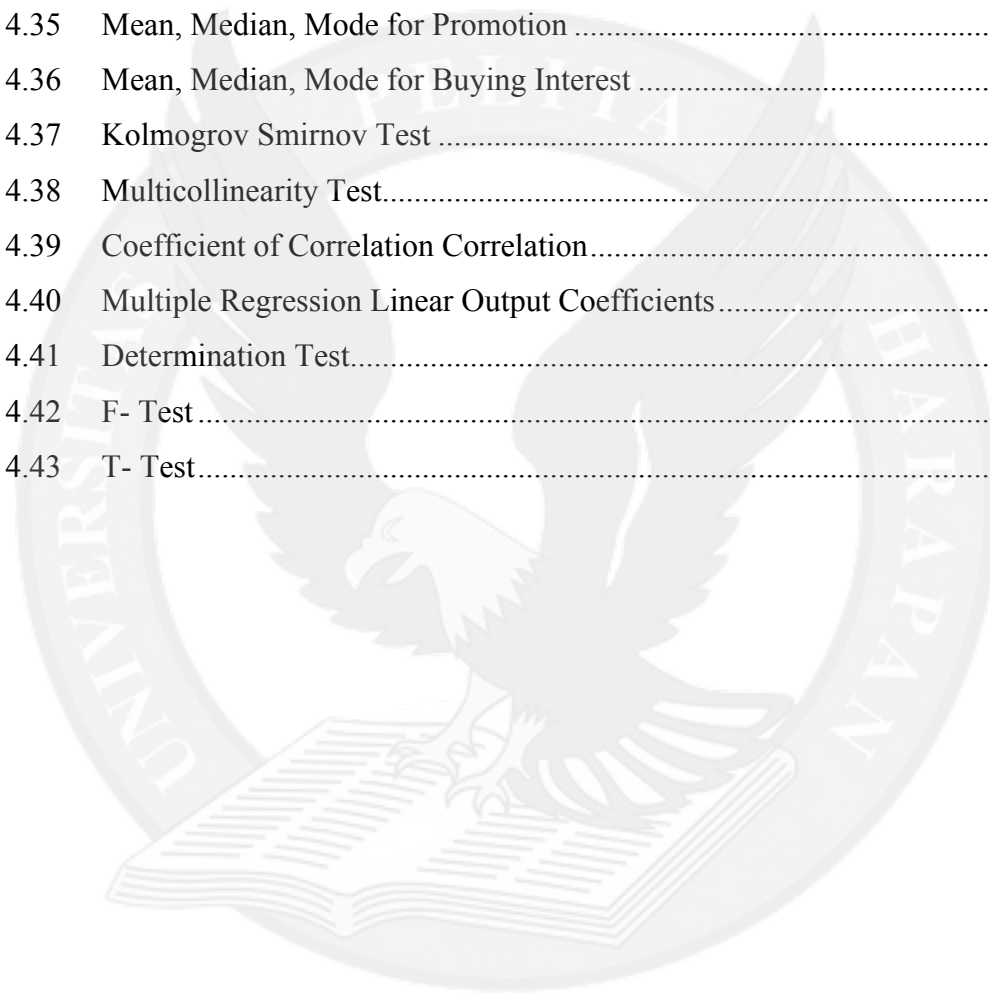


LIST OF TABLES

1.1	Number of Monthly Web Visits on Sociolla Medan from 3rd Quarter 2019 to 1st Quarter 2021 (In 1,000s)	4
2.2	Previous Research	22
3.1	Operational Variable	30
3.2	Likert Scale Instrument	31
3.3	Validity Test Scales	33
3.4	Reliability Test Scales.....	34
3.5	Coefficient of Correlation Scale	36
3.6	Coefficient of Determination Scale.....	38
4.1	Validity Test for Product Diversity.....	42
4.2	Validity Test for Promotion	43
4.3	Validity Test for Buying Interest	43
4.4	Reliability Test.....	44
4.5	Respondents Characteristic Based on Age.....	44
4.6	Respondents Characteristic Based on Gender	45
4.7	Q1: Sociolla Medan has various product sizes	45
4.8	Q2: The product size offered by Sociolla Medan is suitable to your needs	46
4.9	Q3: Sociolla Medan Provides Complete Type Of Products	46
4.10	Q4: The product types offered by Sociolla Medan are suitable to your needs.....	47
4.11	Q5: The product ingredients offered by Sociolla Medan are suitable for my skin type	47
4.12	Q6: Sociolla Medan provides products with ingredients that are safe for the skin	48
4.13	Q7: The product packaging design offered by Sociolla Medan is very unique and attractive	49
4.14	Q8: The product packaging design offered by Sociolla Medan attracts me to collect all types of the products.....	49

4.15	Q9: The product quality offered by Sociolla Medan matches with the reviews	50
4.16	Q10: The product quality offered by Sociolla Medan is approved by BPOM RI	50
4.17	Q11: Sociolla Medan often advertises more through Instagram and website	51
4.18	Q12: Advertisement of Sociolla Medan through Instagram and website are very interesting	51
4.19	Q13: Sociolla Medan often promote their best seller products.....	52
4.20	Q14: Sociolla Medan often do interesting promotions such as discounts.....	52
4.21	Q15: Sociolla Medan do interesting promotions such as organizing a beauty event	53
4.22	Q16: Sociolla Medan do interesting promotions such as makeup challenge by influencers.....	53
4.23	Q17: The informative employees of Sociolla Medan really helped me to find the benefits of the products.....	54
4.24	Q18: Product presentation by the employees of Sociolla Medan is very clear and interesting	54
4.25	Q19: The diverse product categories of Sociolla Medan are able to caught my attention	55
4.26	Q20: Promotions such as interesting advertisements by Sociolla Medan are able to caught my attention	55
4.27	Q21: I'm more interested to shop at Sociolla Medan because the products always suits my skin.....	56
4.28	Q22: Informative and friendly employees makes me interested to buy products from Sociolla Medan	56
4.29	Q23: Promotions such as content videos on Instagram makes me want to buy products from Sociolla Medan.....	57
4.30	Q24: The stock availability status for best selling products really determines my desire to shop at Sociolla Medan.....	58

4.31	Q25: The availability of best selling products at Sociolla Medan had ever made me purchase it immediately.....	58
4.32	Q26: Interesting promotions such as discount offered by Sociolla Medan had ever made me purchase products from them.....	59
4.33	Interval Class	60
4.34	Mean, Median, Mode for Product Diversity.....	60
4.35	Mean, Median, Mode for Promotion	61
4.36	Mean, Median, Mode for Buying Interest	61
4.37	Kolmogrov Smirnov Test	64
4.38	Multicollinearity Test.....	65
4.39	Coefficient of Correlation Correlation.....	67
4.40	Multiple Regression Linear Output Coefficients.....	67
4.41	Determination Test.....	69
4.42	F- Test.....	69
4.43	T- Test.....	70



LIST OF APPENDICES

APPENDIX A: Questionnaire.....	A-1
APPENDIX B: Respondent Answer of Pre Test.....	B-1
APPENDIX C: Result of Validity and Reliability Test	C-1
APPENDIX D: Respondent Answer from Main Test.....	D-1
APPENDIX E: Results of SPSS Test.....	E-1
APPENDIX F: R-Table.....	F-1
APPENDIX G: F-Table.....	G-1
APPENDIX H: T-Table	H-1

