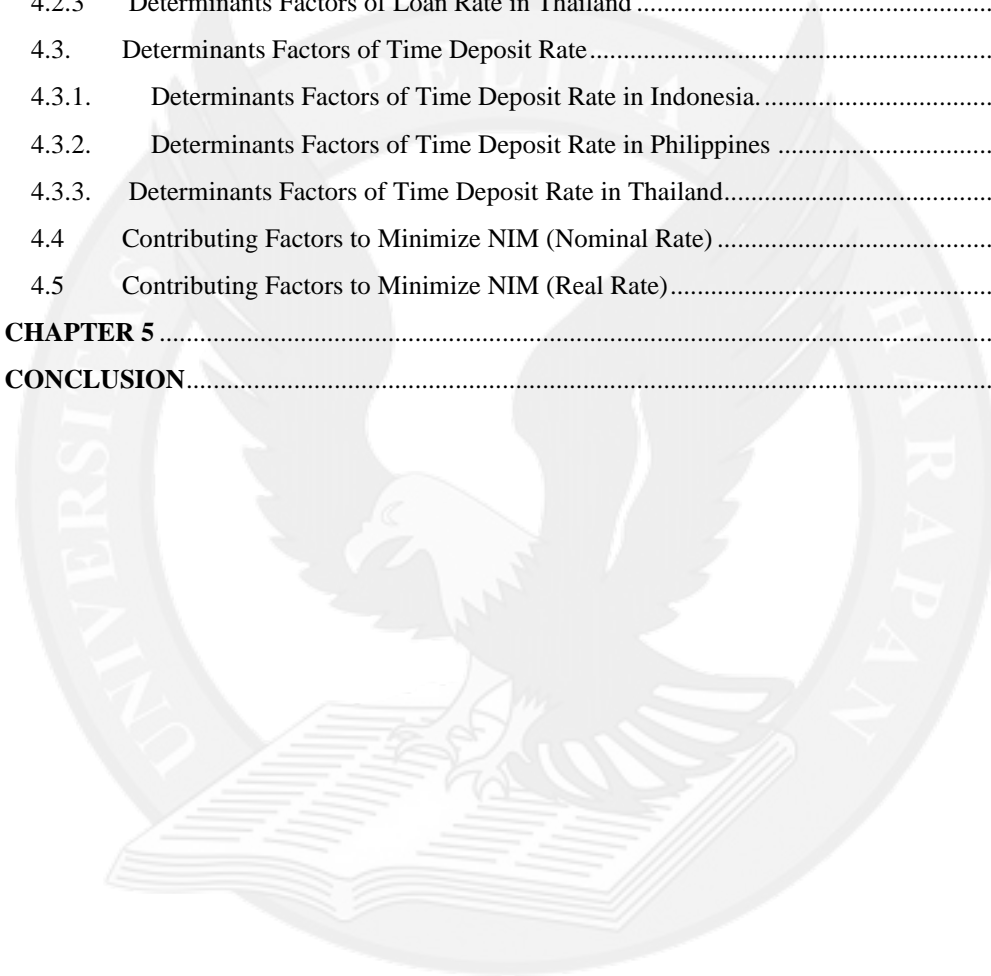


TABLE OF CONTENTS

TITLE PAGE	Error! Bookmark not defined.
DISSERTATION APPROVAL FORM	Error! Bookmark not defined.
STATEMENT OF AUTHENTICITY OF DISSERTATION	Error! Bookmark not defined.
FOREWORDS	Error! Bookmark not defined.
ABSTRAK	6
ABSTRACT	7
TABLE OF CONTENTS	Error! Bookmark not defined.
LIST OF FIGURES	Error! Bookmark not defined.
LIST OF TABLES	11
APPENDIX LIST	Error! Bookmark not defined.
CHAPTER 1	1
INTRODUCTION	1
1.1 BACKGROUND.....	1
1.2 Research Objectives.....	5
1.3 Reserch Questions	6
1.4 Research Benefits	6
1.4.1 Practical Contribution.....	6
1.4.2 Theoretical Contribution	7
CHAPTER 2	9
LITERATURE REVIEW	9
2.3 TIME DEPOSIT INTEREST RATE	14
2.4 Monetary Policy	24
2.4.1 Trillema Triangle.....	24
2.4.2 Inflation Targeting & Price Stability	26
2.4.3 Central Bank’s Mandate	27
2.4.4 Central Bank’s Policy Rate.....	28
2.4.5 Central Bank’s Requirements	29
CHAPTER 3	30
RESEARCH METHOD	30
3.1 Design of Research Orders.....	30
3.2 Data.....	30
3.3 Empirical Models on Interest Rate on Short Term Loan	31

3.5	Empirical Model	34
CHAPTER 4		36
RESULT & DISCUSSION		36
4.1	Descriptive Statistics	36
4.2	Result and Discussion	40
4.2.1	Determinants Factors of Loan Rate in Indonesia	43
4.2.2	Determinants Factors of Loan Rate in Philippines	45
4.2.3	Determinants Factors of Loan Rate in Thailand	47
4.3.	Determinants Factors of Time Deposit Rate	48
4.3.1.	Determinants Factors of Time Deposit Rate in Indonesia	48
4.3.2.	Determinants Factors of Time Deposit Rate in Philippines	51
4.3.3.	Determinants Factors of Time Deposit Rate in Thailand.....	54
4.4	Contributing Factors to Minimize NIM (Nominal Rate)	54
4.5	Contributing Factors to Minimize NIM (Real Rate).....	58
CHAPTER 5		61
CONCLUSION		61




LIST OF FIGURES

Figure 1.a Net Interest Margin Spread in 2012- 2020 (Nominal Rate)

Figure 1.b Net Interest Margin Spread in 2012 until 2020 (Real Rate)

Figure 2.1. Trillema Triangle Indonesia,Philippines, Thailand

Figure 3.1 Research Orders



LIST OF TABLES

Table 1.1. Summary of Phenomenon from Previous Studies

Table 1.2. Summary of Phenomenon from Previous Studies About Loan Rate

Table 2.1 The Hypothesized Determinants of Loan Rate

Table 2.2 The Hypothesized Determinants of Deposit Rate

Table 2.3 The Hypothesized Determinants of Net Interest Margin

Table 2.4 Comparison of Monetary Policy

Table 3.1 Definition of Variables from Equation 1

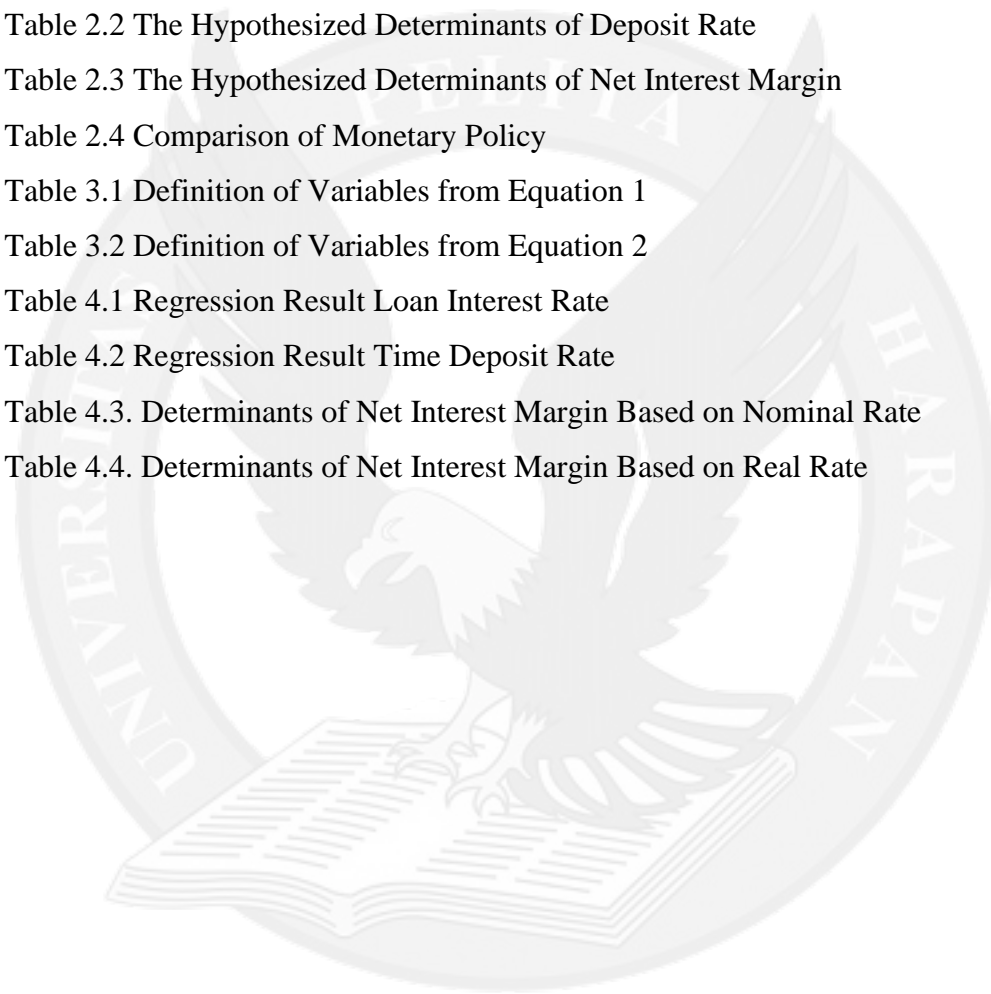
Table 3.2 Definition of Variables from Equation 2

Table 4.1 Regression Result Loan Interest Rate

Table 4.2 Regression Result Time Deposit Rate

Table 4.3. Determinants of Net Interest Margin Based on Nominal Rate

Table 4.4. Determinants of Net Interest Margin Based on Real Rate



APPENDIX LIST

- Appendix 1.a. Descriptive Statistics Equation 1 (Loan Rate - Indonesia)
- Appendix 1.b. Correlation within Variables from Equation 1 (Loan Rate - Indonesia)
- Appendix 2.a. Descriptive Statistics Equation 2 (Time Deposit Rate - Indonesia)
- Appendix 2.b. Correlation within Variables from Equation 2 (Time Deposit Rate - Indonesia)
- Appendix 3.a. Descriptive Statistics Equation 1 (Loan Rate – Philippines)
- Appendix 3.b. Correlation within Variables from Equation 1 (Loan Rate – Philippines)
- Appendix 4.a. Descriptive Statistics from Equation 2 (Time Deposit Rate – Philippines)
- Appendix 4.b. Correlation within Variables Equation 2 (Time Deposit Rate – Philippines)

