


TABLE OF CONTENTS

ORIGINALITY STATEMENT OF THE THESIS.....	ii
FINAL ASSIGNMENT SUPERVISOR APPROVAL.....	iii
FINAL ASSIGNMENT PUBLICATION APPROVAL	v
ABSTRAK.....	vi
ABSTRACT.....	vii
ACKNOWLEDGEMENT	viii
TABLE OF CONTENTS.....	x
LIST OF FIGURES	xiii
LIST OF TABLES	xiv
LIST OF APPENDIX	xv
CHAPTER 1 INTRODUCTION	1
1.1. Background.....	1
1.2. Research Questions.....	6
1.3. Research Objectives.....	7
1.4. Research Benefits.....	8
1.5. Systematic of Research.....	9
CHAPTER 2 LITERATURE REVIEW	11
2.1. Basics of Theories.....	11
2.1.1. Variable of Accessibility.....	11
2.1.2. Variable of Waiting Time	12
2.1.3. Variable of Organization of Care.....	12
2.1.4. Variable of Healthcare Provided by the Plastic Surgeon	13
2.1.5. Variable of Services From The Clinic’s Staff.....	13
2.1.6. Variable of Personal Issue of the Patient	14
2.1.7. Variable of The Standards of the Health Facility.....	14
2.1.8. Variable of Post-operative Patient Consciousness of Appearance.....	15
2.1.9. Variable of Clinic Recommendation Likelihood	15
2.2. Development of Hypothesis.....	16
2.2.1. Relation between accessibility and post-operative patient consciousness of appearance.....	17
2.2.2. Relation between waiting time and post-operative patient consciousness of appearance.....	17
2.2.3. Relation between organization of care with post-operative patient consciousness of appearance.....	17


2.2.4. Relation between healthcare by surgeon and post-operative patient consciousness of appearance.....	18
2.2.5. Relation between staff service and post-operative patient consciousness of appearance.....	18
2.2.6. Relation between patient personal issue with post-operative patient consciousness of appearance.....	19
2.2.7. Relation between health facility standard with post-operative patient consciousness of appearance.....	19
2.2.8. Relation between accessibility with likelihood to recommend clinic	19
2.2.9. Relation between waiting time with likelihood to recommend clinic.....	20
2.2.10. Relation between organization of care with likelihood to recommend clinic.....	20
2.2.11. Relation between healthcare by plastic surgeon with likelihood to recommend clinic.....	20
2.2.12. Relation between staff service with likelihood to recommend clinic	20
2.2.13. Relation between patient personal issue with likelihood to recommend clinic	21
2.2.14. Relation between health facility standard with likelihood to recommend clinic.....	21
2.2.15. Relation between post-operative consciousness of appearance with likelihood to recommend clinic.....	21
2.3. Conceptual Framework.....	22
CHAPTER 3 RESEARCH METHODS	24
3.1. Research Objects.....	24
3.2. Unit Analysis	24
3.3. Type of Research	25
3.4. Operational Variables	26
3.4.1. Variables Measurement.....	26
3.4.2. Definition of Conceptual and Operational Variables.....	27
3.5. Population and Sample	27
3.5.1. Determination of Sample Size	27
3.5.2. Sampling Method.....	28
3.6. Data Collection Method.....	29
3.6.1. Primary Data	29
3.6.2. Secondary Data	29
3.7. Data Analysis Method.....	29
3.7.1. Model Analysis on PLS-SEM.....	30
3.7.1.1. Outer Model	30
3.7.1.2. Inner Model.....	31
CHAPTER 4 RESULTS AND DISCUSSION	34

4.1. Respondent Characteristics.....	34
4.2. Inferential Analysis.....	36
4.2.1. Measurement Model (Outer Model).....	36
4.2.2. Structural Model (Inner Model).....	39
4.3. DISCUSSION.....	45
4.3.1. Key findings.....	45
CHAPTER 5 CONCLUSION.....	51
5.1. Conclusion.....	51
5.2. Managerial Implications.....	52
5.3. Strengths and Limitations.....	53
REFERENCES.....	54



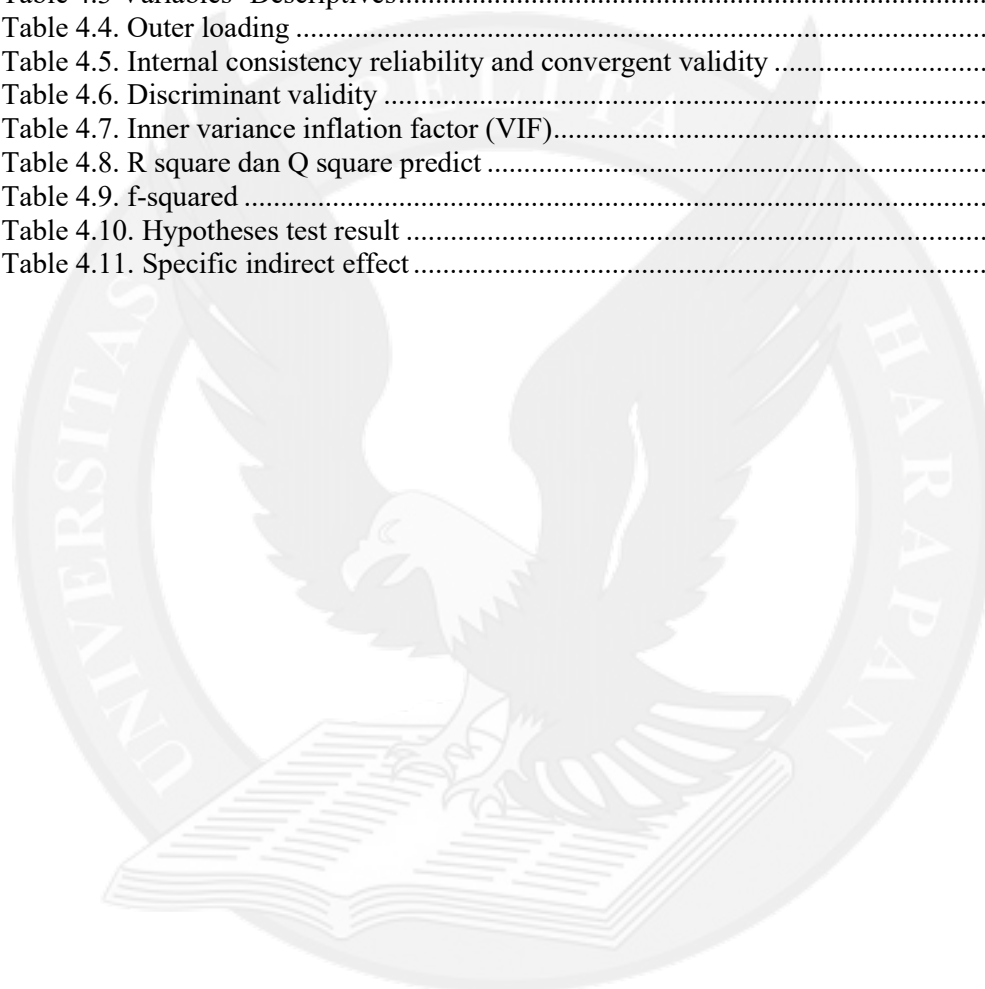
LIST OF FIGURES

Figure 1.1 Top 5 plastic surgery procedures worldwide (ISAPS 2020)	1
Figure 2.1. Conceptual Framework.....	22
Figure 3.1 Sample Size Determination using power analysis.....	28
Figure 4.1. Outer Model.....	37
Figure 4.2. Inner Model	40
Figure 4.3. Importance-performance map of constructs.....	44
Figure 4.4. Importance-performance map of indicators.....	45



LIST OF TABLES

Table 1.1 Worldwide Plastic Surgery Procedures.....	2
Table 1.2 Preoperative and Postoperative DAS59 score comparison.....	5
Table 1.3 List of items from Derriford Appearance Scale.....	5
Table 4.1. Demographic profile	34
Table 4.2. Patients' profile.....	35
Table 4.3 Variables' Descriptives.....	35
Table 4.4. Outer loading	37
Table 4.5. Internal consistency reliability and convergent validity	38
Table 4.6. Discriminant validity	39
Table 4.7. Inner variance inflation factor (VIF).....	40
Table 4.8. R square dan Q square predict	41
Table 4.9. f-squared	41
Table 4.10. Hypotheses test result	42
Table 4.11. Specific indirect effect.....	43



LIST OF APPENDIX

Appendix 1 Questionnaire	60
Appendix 2. Conceptual and Operational Definition of Variables	67
Appendix 3. Empirical Correlation Matrix	69
Appendix 4. Turnitin Results	70

