

## TABLE OF CONTENTS

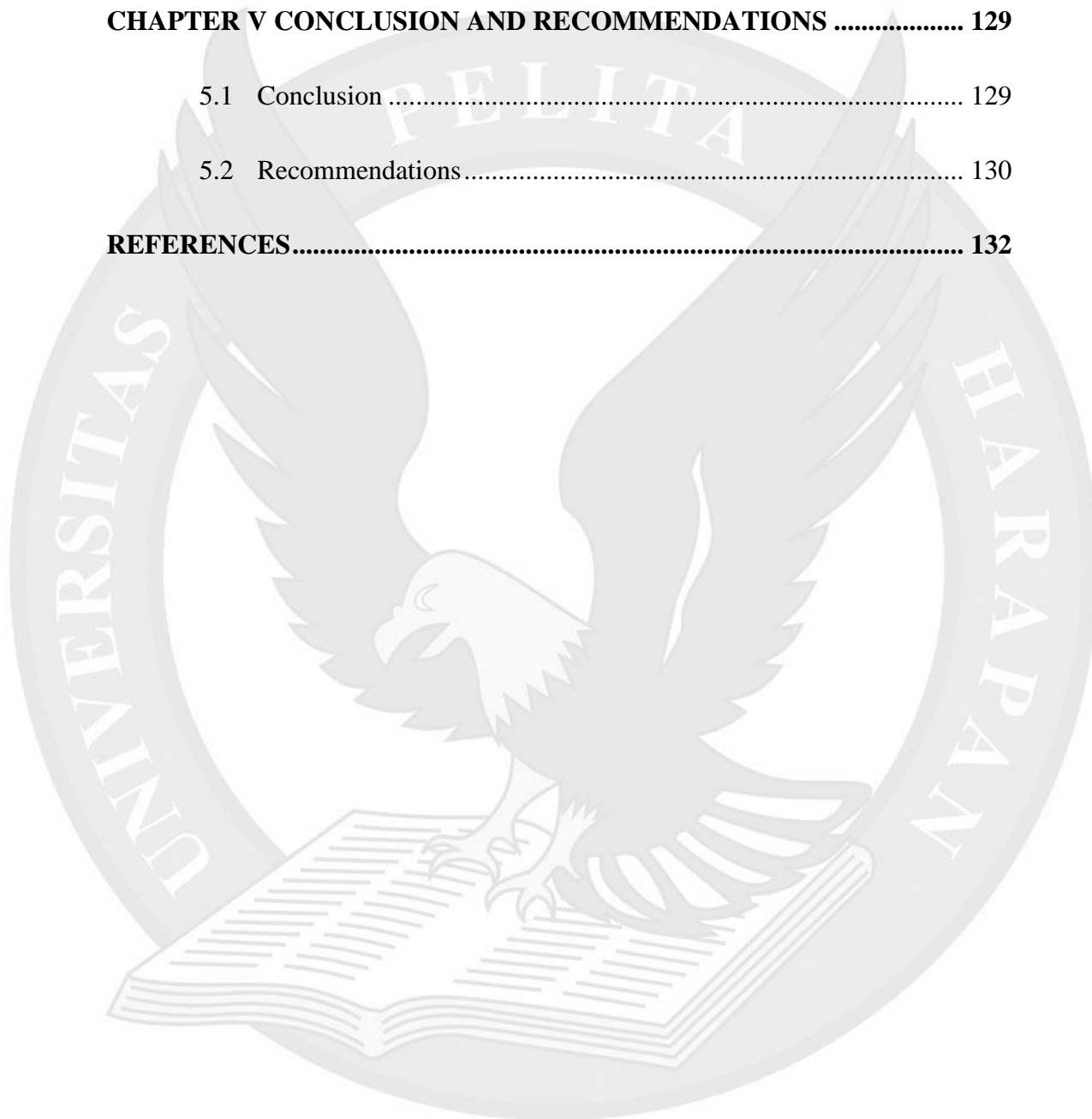
	page
<b>COVER</b>	
<b>FINAL PROJECT AUTHENTICITY STATEMENT</b>	
<b>FINAL PROJECT SUPERVISOR'S APPROVAL FORM</b>	
<b>FINAL PROJECT EXAMINER PANEL'S APPROVAL FORM</b>	
<b>ABSTRACT.....</b>	<b>v</b>
<b>ABSTRAK.....</b>	<b>vi</b>
<b>FOREWORD.....</b>	<b>vii</b>
<b>TABLE OF CONTENTS.....</b>	<b>x</b>
<b>LIST OF FIGURES.....</b>	<b>xv</b>
<b>LIST OF TABLES.....</b>	<b>xvi</b>
<b>LIST OF DIAGRAMS.....</b>	<b>xix</b>
<b>LIST OF APPENDICES.....</b>	<b>xx</b>
<b>CHAPTER I INTRODUCTION.....</b>	<b>1</b>
1.1 Background of Study.....	1
1.2 Statement of the Problem.....	5
1.3 Purposes of Study.....	6
1.4 Benefits of Study.....	6

1.4.1	For School.....	6
1.4.2	For Mathematics Teacher.....	6
1.4.3	For The Researcher .....	7
1.5	Definition of Terms.....	7
1.5.1	Students' Cognitive Achievement .....	7
1.5.2	STAD (Student Teams Achievement Divisions).....	8
1.5.3	MYP (Middle Years Program).....	8
1.5.4	MYP Mathematics Assessment Criterion A .....	8
1.5.5	Number .....	8
1.5.6	Grade VII Students .....	8
<b>CHAPTER II LITERATURE REVIEW.....</b>		<b>10</b>
2.1	Cognitive Achievement .....	10
2.1.1	Definition of Cognitive Achievement.....	10
2.1.2	Evaluation of Students' Cognitive Achievement.....	10
2.1.3	Cognitive Domain of Bloom's Taxonomy.....	11
2.1.4	Indicators of Cognitive Achievement .....	13
2.1.5	Christian Perspective of Cognitive Achievement .....	17
2.2	MYP Mathematics Assessment .....	18
2.3	Relationship between Cognitive Achievement and MYP Mathematics Assessment.....	19
2.4	Students' Cognitive Development .....	20
2.5	Cooperative Learning Model .....	22
2.5.1	Definition of Cooperative Learning.....	22

2.5.2	Elements of Cooperative Learning .....	23
2.5.3	Methods in Cooperative Learning Model .....	24
2.6	STAD (Students Teams Achievement Divisions) Method .....	25
2.6.1	Definition of STAD Method .....	25
2.6.2	Steps of STAD Method as Indicators .....	27
2.6.3	Scores and Reward in STAD Method .....	29
2.6.4	Strengths and Weaknesses of STAD Method .....	30
2.6.5	Christian Perspective of STAD Method .....	33
2.7	Relationship between STAD Method and Cognitive Achievement	34
2.8	Number .....	35
<b>CHAPTER III RESEARCH METHODOLOGY .....</b>		<b>37</b>
3.1	Research Method .....	37
3.2	Research Setting .....	40
3.2.1	Research Time .....	40
3.2.2	Research Location .....	41
3.2.3	Research Subject .....	42
3.3	Research Procedure .....	42
3.3.1	Pre-Cycle .....	42
3.3.2	Cycles .....	43
3.3.2.1	Planning .....	43
3.3.2.2	Action .....	44
3.3.2.3	Observation .....	45
3.3.2.4	Reflection .....	46

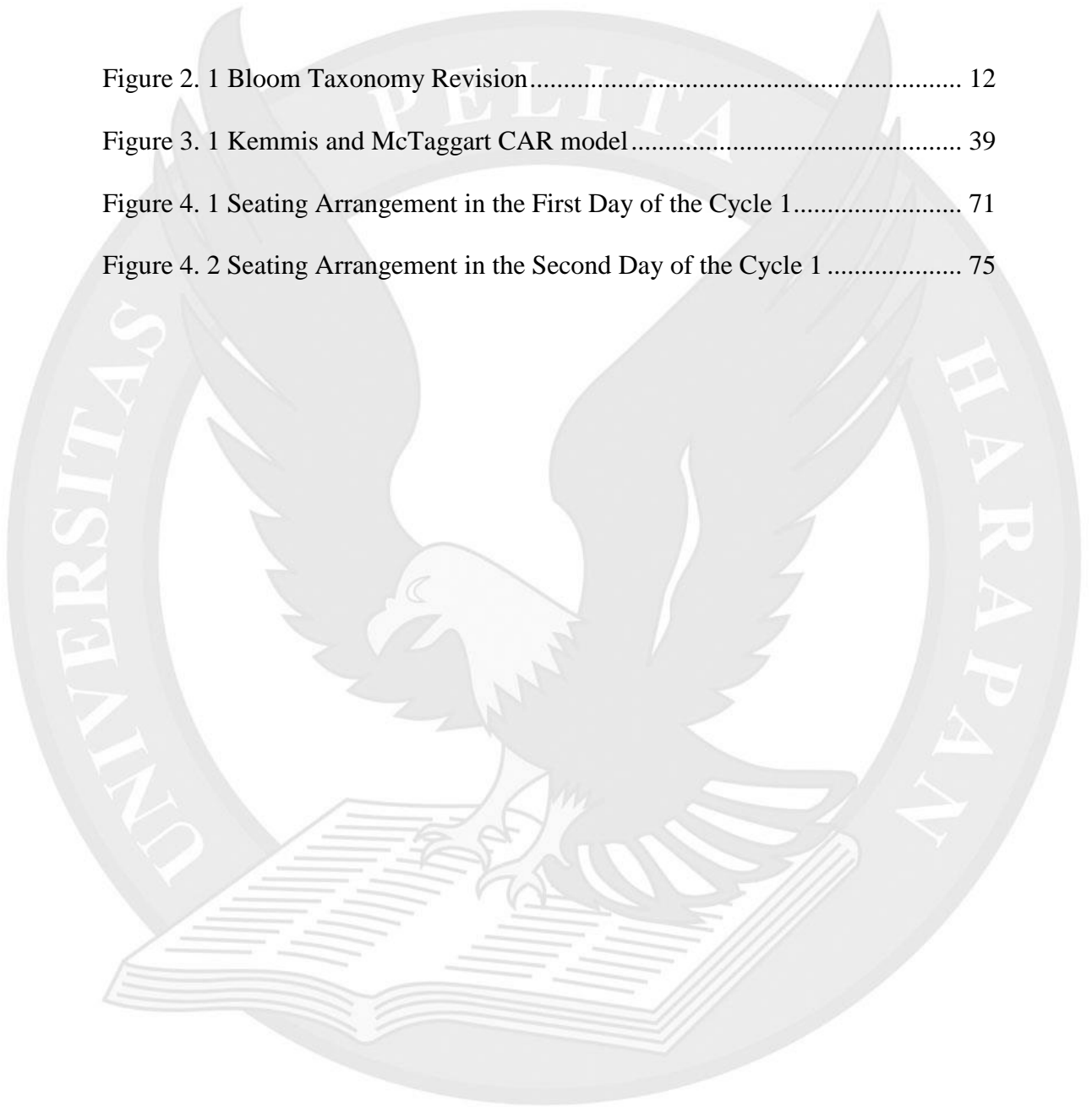
3.4	Research Data Collection Methods.....	46
3.5	Research Data Instruments .....	49
3.5.1	Quiz Sheet.....	49
3.5.2	Questionnaire .....	53
3.5.3	Observation Form .....	53
3.5.4	Mentor Feedback Form.....	55
3.5.5	Journal Reflection .....	55
3.5.6	Documentation.....	55
3.6	Indicators of Variables .....	56
3.7	Research Data Validity and Triangulation.....	59
3.8	Research Data Analysis .....	60
	<b>CHAPTER IV ANALYSIS AND DISCUSSION .....</b>	<b>65</b>
4.1	Pre-Cycle.....	65
4.2	Cycle 1 .....	69
4.2.1	Planning .....	69
4.2.2	Action.....	71
4.2.3	Observation .....	77
4.2.4	Reflection.....	85
4.2.5	Cycle 1 Discussion.....	87
4.3	Cycle 2 .....	96
4.3.1	Planning .....	96
4.3.2	Action.....	98
4.3.3	Observation .....	101

4.3.4 Reflection.....	110
4.3.5 Cycle 2 Discussion.....	111
4.4 Final Discussion.....	122
<b>CHAPTER V CONCLUSION AND RECOMMENDATIONS .....</b>	<b>129</b>
5.1 Conclusion .....	129
5.2 Recommendations.....	130
<b>REFERENCES.....</b>	<b>132</b>



## LIST OF FIGURES

	page
Figure 2. 1 Bloom Taxonomy Revision.....	12
Figure 3. 1 Kemmis and McTaggart CAR model.....	39
Figure 4. 1 Seating Arrangement in the First Day of the Cycle 1.....	71
Figure 4. 2 Seating Arrangement in the Second Day of the Cycle 1 .....	75



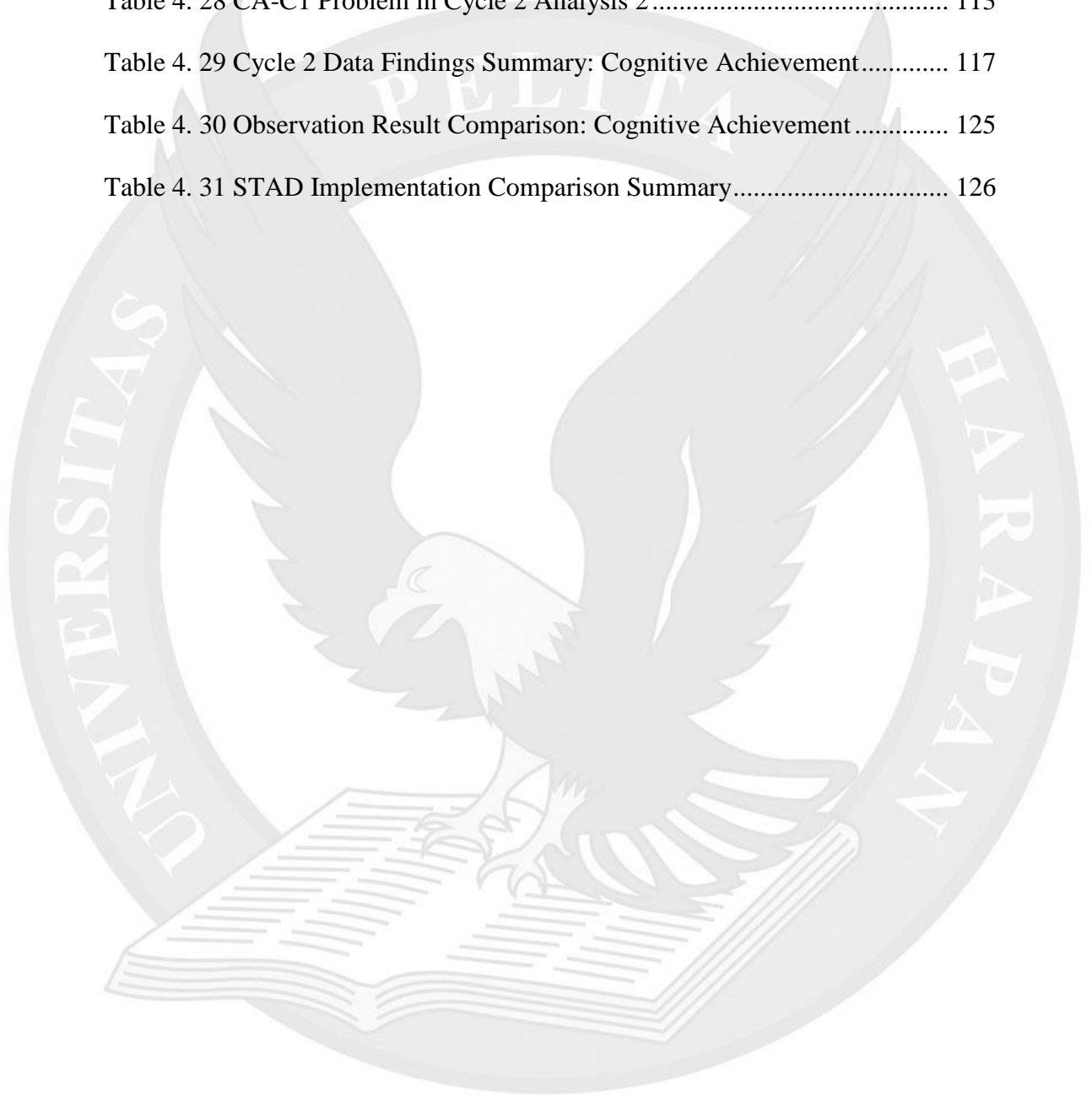
## LIST OF TABLES

	page
Table 2. 1 Cognitive Domain of Bloom’s Taxonomy .....	12
Table 2. 2 C1 Level Categories.....	14
Table 2. 3 C2 Level Categories.....	15
Table 2. 4 C3 Level Categories.....	16
Table 2. 5 MYP Mathematics Assessments.....	18
Table 2. 6 Integration between indicators and MYP Assessment Criterion A .....	20
Table 2. 8 Cooperative Learning Methods .....	25
Table 2. 9 Progressive Score in STAD .....	29
Table 2. 10 Progressive Score for STAD in This Research.....	29
Table 2. 11 Group Title Criteria in STAD.....	30
Table 2. 12 Advantages of STAD method.....	31
Table 3. 1 Research Timeline .....	41
Table 3. 2 Data Collection Methods .....	47
Table 3. 3 The Latticework of Quizzes.....	50
Table 3. 4 The Latticework of Students' Questionnaire.....	53
Table 3. 5 The Latticework of Mentor Observation Form.....	54
Table 3. 6 The Latticework of Mentor Feedback Form.....	55
Table 3. 7 Documentation Instruments .....	56
Table 3. 8 The Latticework of Instruments.....	57
Table 3. 9 Instrument Triangulation .....	60
Table 3. 10 Coding Process.....	64

Table 4. 1 Pre-cycle Quiz Result .....	66
Table 4. 2 Pre-cycle Quiz Indicators Analysis.....	67
Table 4. 3 Pre-cycle Mentor Teacher Observation Result.....	67
Table 4. 4 Pre-cycle The Researcher Observation Result.....	68
Table 4. 5 Pre-cycle Data Findings Summary .....	69
Table 4. 6 STAD Group Division .....	70
Table 4. 7 STAD Group Name .....	72
Table 4. 8 Cycle 1 Quiz Result .....	78
Table 4. 9 Cycle 1 Quiz Indicators Analysis .....	79
Table 4. 10 Cycle 1 Mentor’s Observation Result: Cognitive Achievement .....	80
Table 4. 11 Cycle 1 Researcher’s Observation Result: Cognitive Achievement..	80
Table 4. 12 Cycle 1 Data Findings Summary: Cognitive Achievement.....	81
Table 4. 13 Cycle 1 Mentor’s Observation Result: STAD Method.....	82
Table 4. 14 Cycle 1 Mentor’s Feedback Result: STAD Method.....	83
Table 4. 15 Cycle 1 Students' Questionnaire Result: STAD Method .....	84
Table 4. 16 Cycle 1 Data Findings Summary: STAD Method .....	85
Table 4. 17 Cycle 1 Data Findings Summary: Cognitive Achievement.....	88
Table 4. 18 Cycle 2 Quiz Result .....	102
Table 4. 19 Cycle 2 Quiz Indicators Analysis .....	103
Table 4. 20 Cycle 2 Mentor’s Observation Result: Cognitive Achievement .....	104
Table 4. 21 Cycle 2 Researcher’s Observation Result: Cognitive Achievement	104
Table 4. 22 Cycle 2 Data Findings Summary: Cognitive Achievement.....	105
Table 4. 23 Cycle 2 Mentor’s Observation Result: STAD Method.....	107
Table 4. 24 Cycle 2 Mentor’s Feedback Result: STAD Method.....	108

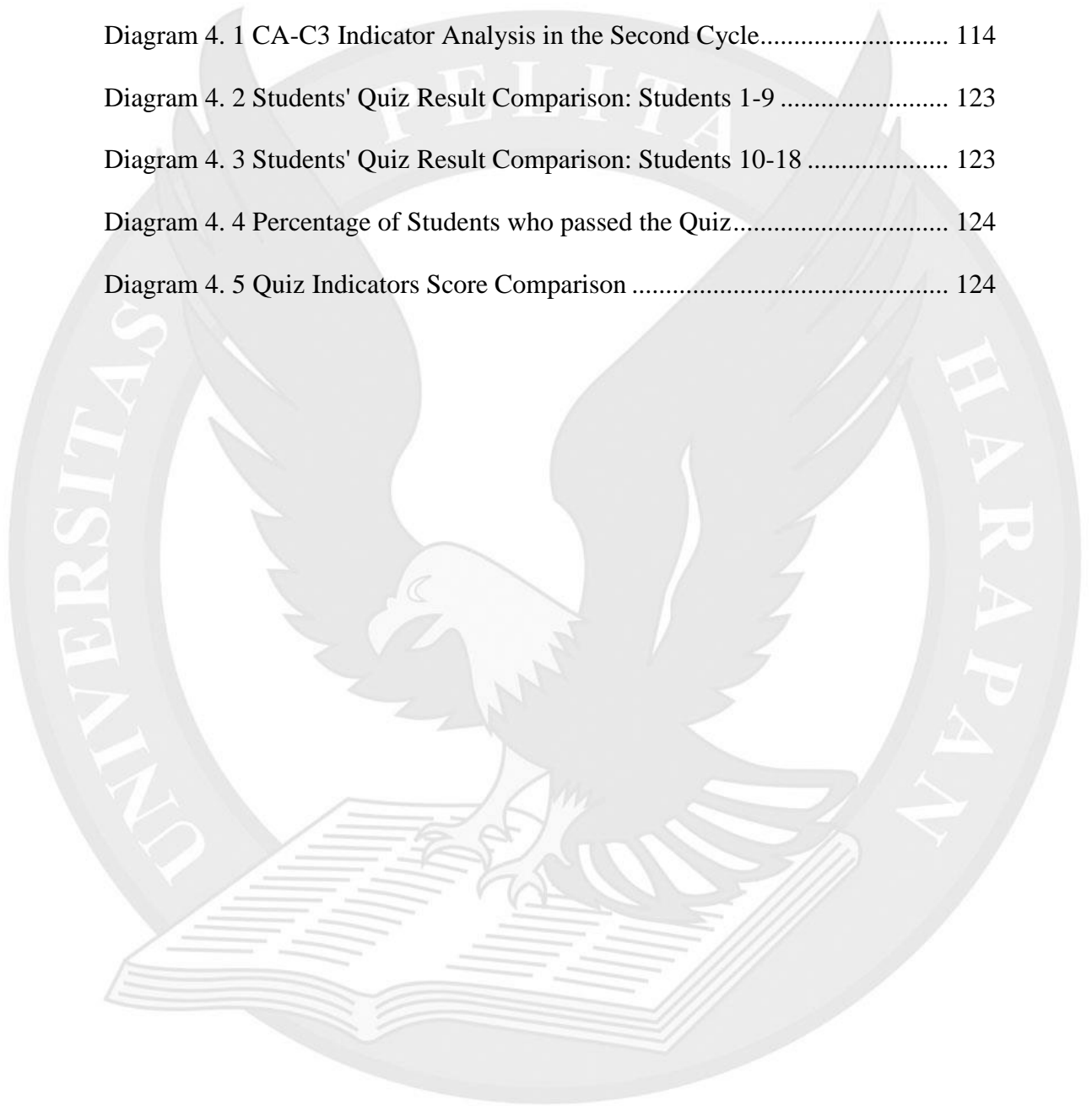


Table 4. 25 Cycle 2 Students' Questionnaire Result: STAD Method .....	109
Table 4. 26 Cycle 2 Data Findings Summary: STAD Method .....	110
Table 4. 27 CA-C1 Problem in Cycle 2 Analysis 1 .....	112
Table 4. 28 CA-C1 Problem in Cycle 2 Analysis 2 .....	113
Table 4. 29 Cycle 2 Data Findings Summary: Cognitive Achievement.....	117
Table 4. 30 Observation Result Comparison: Cognitive Achievement .....	125
Table 4. 31 STAD Implementation Comparison Summary.....	126



## LIST OF DIAGRAMS

	page
Diagram 4. 1 CA-C3 Indicator Analysis in the Second Cycle.....	114
Diagram 4. 2 Students' Quiz Result Comparison: Students 1-9 .....	123
Diagram 4. 3 Students' Quiz Result Comparison: Students 10-18 .....	123
Diagram 4. 4 Percentage of Students who passed the Quiz.....	124
Diagram 4. 5 Quiz Indicators Score Comparison .....	124



## LIST OF APPENDICES

	page
<b>APPENDIX A: Students' Previous Score .....</b>	<b>A-1</b>
<b>APPENDIX B: Instruments Content Validation .....</b>	<b>B-1</b>
Appendix B-1: Validation of Cognitive Achievement Observation Form .....	B-1
Appendix B-2: Validation of Pre-cycle Quiz Sheet.....	B-5
Appendix B-3: Validation of Cycle 1 Quiz Sheet.....	B-11
Appendix B-4: Validation of Cycle 2 Quiz Sheet.....	B-15
Appendix B-5: Validation of STAD Observation Form.....	B-19
Appendix B-6: Validation of STAD Students' Questionnaire .....	B-25
<b>APPENDIX C: Lesson Plan, Powerpoint Slides, and Worksheet .....</b>	<b>C-1</b>
Appendix C-1: Cycle 1 Lesson Plans .....	C-1
Appendix C-2: Cycle 1 Powerpoint Slides .....	C-4
Appendix C-3: Cycle 1 Group Worksheet.....	C-7
Appendix C-4: Cycle 2 Lesson Plans .....	C-8
Appendix C-5: Cycle 2 Powerpoint Slides .....	C-12
Appendix C-6: Cycle 2 Group Discussion Worksheet .....	C-15
<b>APPENDIX D: Instruments (Data Result) .....</b>	<b>D-1</b>
Appendix D-1: Sample of Pre-Cycle Quiz Result .....	D-1
Appendix D-2: Sample of Cycle 1 Quiz Result.....	D-5
Appendix D-3: Sample of Cycle 2 Quiz Result.....	D-8
Appendix D-4: Sample of Cycle 1 Students' Questionnaire .....	D-12
Appendix D-5: Sample of Cycle 2 Students' Questionnaire .....	D-13
Appendix D-6: Pre-cycle Observers' Observation: Cognitive Achievement ...	D-14
Appendix D-7: Cycle 1 Observers' Observation: Cognitive Achievement.....	D-15
Appendix D-8: Cycle 2 Observers' Observation: Cognitive Achievement.....	D-16
Appendix D-9: Mentor Observation Form: STAD Method.....	D-17
Appendix D-10: Cycle 1 Mentor Feedback Form: STAD Method .....	D-18

Appendix D-11: Cycle 2 Mentor Feedback Form: STAD Method .....	D-19
Appendix D-12: Pre-Cycle Journal Reflection .....	D-20
Appendix D-13: Cycle 1 Journal Reflection.....	D-22
Appendix D-14: Cycle 2 Journal Reflection.....	D-25
Appendix D-15: Documentation.....	D-28
<b>APPENDIX E: Instruments Data Analysis .....</b>	<b>E-1</b>
Appendix E-1: Pre-cycle Quiz Analysis .....	E-1
Appendix E-2: Cycle 1 Quiz Analysis.....	E-2
Appendix E-3: Cycle 2 Quiz Analysis.....	E-3
Appendix E-4: Cycle 1 Students' Questionnaire Analysis .....	E-4
Appendix E-5: Cycle 2 Students' Questionnaire Analysis .....	E-5
Appendix E-6: Pre-cycle Journal Reflection Analysis .....	E-6
Appendix E-7: Cycle 1 Journal Reflection Analysis .....	E-7
Appendix E-8: Cycle 2 Journal Reflection Analysis .....	E-9
Appendix E-9 STAD Group Progressive Score Analysis.....	E-12

