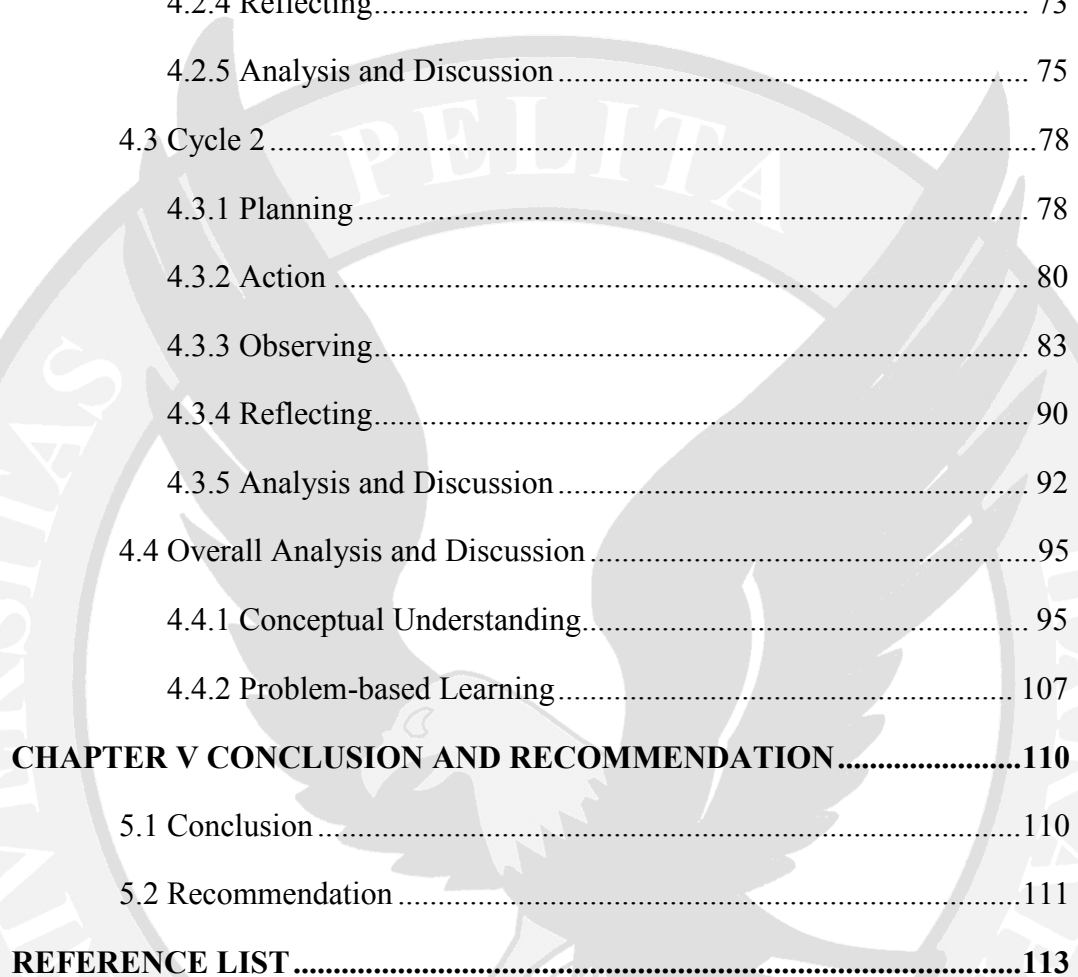


TABLE OF CONTENTS

	page
COVER	
THE FINAL PROJECT AUTHENTICITY STATEMENT.....	i
FINAL PROJECT SUPERVISOR'S APPROVAL	ii
FINAL PROJECT EXAMINER PANEL'S APPROVAL FORM.....	iii
ABSTRACT	iv
ABSTRAK	v
FOREWORD.....	vi
TABLE OF CONTENTS.....	ix
FIGURE LIST	xii
TABLE LIST	xiii
APPENDICES LIST	xv
CHAPTER 1 INTRODUCTION	1
1.1 Background of the Study	1
1.2 Statement of Problems	5
1.3 Purpose of Research	5
1.4 Benefits of the Research.....	5
1.5 Definition of Terms	6
CHAPTER 2 LITERATURE REVIEW	8
2.1 Problem-based Learning.....	8
2.1.1 The Definition of Problem-based Learning.....	8
2.1.2 Purpose of Problem-based Learning.....	10
2.1.3 Characteristic of Problem-based Learning.....	12
2.1.4 Steps of Problem-based Learning.....	13

2.2 Conceptual Understanding.....	16
2.2.1 The Definition of Conceptual Understanding	16
2.2.2 Indicator of Conceptual Understanding	18
2.3 Grade XI Student Cognitive Development.....	21
2.4 Probability for High School.....	23
2.5 Relationship between Problem-based Learning and Conceptual Understanding.....	26
CHAPTER 3 RESEARCH METHODOLOGY	29
3.1 Design of the Research	29
3.2 Research Setting	33
3.2.1 Research Subjects	33
3.2.2 Research Location	34
3.2.3 Research Time	35
3.3 Research Procedure	35
3.3.1 Pre-Cycle	35
3.3.2 Cycle.....	36
3.4 Data Collection and Research Instrument	39
3.4.1 Methods of Data Collection.....	39
3.4.2 Research Instrument	43
3.4.3 Matrix of Research Instruments.....	49
3.5 Validity and Reliability of the Instruments	51
3.6 Instruments Triangulation.....	52
3.7 Data Analysis.....	53
CHAPTER IV RESULT, ANALYSIS, AND DISCUSSION	56
4.1 Pre-Cycle	56
4.2 Cycle 1	61



4.2.1 Planning	62
4.2.2 Action	64
4.2.3 Observing.....	66
4.2.4 Reflecting.....	73
4.2.5 Analysis and Discussion.....	75
4.3 Cycle 2	78
4.3.1 Planning	78
4.3.2 Action	80
4.3.3 Observing.....	83
4.3.4 Reflecting.....	90
4.3.5 Analysis and Discussion	92
4.4 Overall Analysis and Discussion	95
4.4.1 Conceptual Understanding.....	95
4.4.2 Problem-based Learning.....	107
CHAPTER V CONCLUSION AND RECOMMENDATION.....	110
5.1 Conclusion.....	110
5.2 Recommendation	111
REFERENCE LIST	113

FIGURE LIST

Figure 2.1 Venn Diagram of Two Events	25
Figure 2.2 Venn Diagram of Two Disjoint Events	26
Figure 3.1 Spiral Model by Kemmis & McTaggart.....	31
Figure 4.1 Chart of Students' Pre-Cycle Written Test Result	59
Figure 4.2 Chart of Cycle 1 Students Written Test Result.....	68
Figure 4.3 Chart of Cycle 2 Students Written Test Result.....	83
Figure 4.4 Diagram of Indicator Average	102
Figure 4.5 Diagram of Indicator Percentage	102
Figure 4.6 Diagram of Quiz Average and Percentage	103

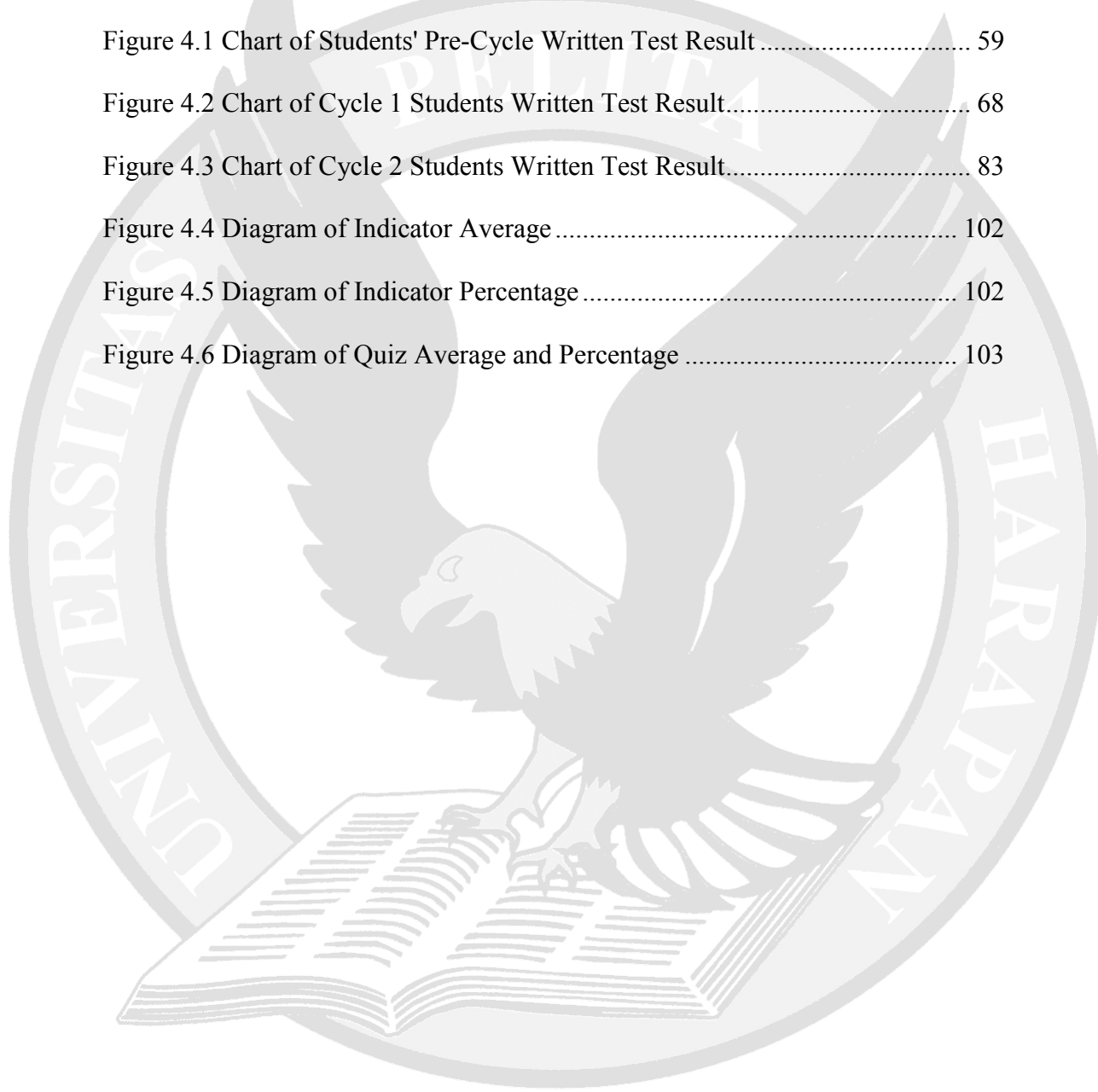



TABLE LIST

Table 2.1 Steps of Problem-based Learning by Cheong and Goh	14
Table 2.2 Steps of Problem-based Learning by Ibrahim and Nur.....	15
Table 2.3 Bloom's Taxonomy	19
Table 2.4 SC and BC of Mathematic for High School for Social Science	23
Table 3.1 Matrix of Students' Written Test.....	43
Table 3.2 Matrix of Students' Questionnaire	44
Table 3.3 Matrix of Students' Interview.....	46
Table 3.4 Matrix of Teacher's Interview	46
Table 3.5 Matrix of Teacher's Observation Form	48
Table 3.6 Matrix of Research Instruments.....	50
Table 3.7 Score Conversion System	54
Table 4.1 Result of Pre-cycle Written Test of Each Indicator	59
Table 4.2 Result of Cycle 1 Written Test of Each Indicator.....	67
Table 4.3 Result of Cycle 1 Questionnaire	69
Table 4.4 Result of Cycle 1 Teacher's Observation Form	73
Table 4.5 Result of Cycle 2 Written Test of Each Indicator.....	84
Table 4.6 Result of Students Questionnaire Cycle 2.....	85
Table 4.7 Result of Teacher's Observation Form in Cycle 2	89
Table 4.8 Written Test Comparison (Pre-Cycle and Cycle 1).....	96
Table 4.9 Indicator Comparison (Pre-Cycle and Cycle 1).....	97
Table 4.10 Questionnaire Comparison (Pre-Cycle and Cycle 1).....	98
Table 4.11 Written Test Comparison (Cycle 1 and Cycle 2).....	100
Table 4.12 S1 Result Comparison.....	101

Table 4.13 Indicator Comparison (Cycle 1 and Cycle 2).....	103
Table 4.14 Questionnaire Comparison of Conceptual Understanding (Cycle 1 and Cycle 2).....	105
Table 4.15 Questionnaire Comparison of Problem-based Learning (Cycle 1 and Cycle 2).....	108



APPENDICES LIST

	page
Appendix A-1 Pre-Cycle Lesson Plan	A-1
Appendix A-2 Pre-Cycle Journal Reflection	A-3
Appendix B-1 Cycle 1 Lesson Plan	B-1
Appendix B-2 Cycle 1 Students' Written Test Validation Form.....	B-3
Appendix B-3 Cycle 1 Students' Written Test	B-5
Appendix B-4 Cycle 1 Students' Written Test Result	B-6
Appendix B-5 Cycle 1 Students' Questionnaire Validation Form.....	B-12
Appendix B-6 Cycle 1 Students' Questionnaire	B-16
Appendix B-8 Cycle 1 Students' Interview Validation Form.....	B-20
Appendix B-9 Cycle 1 Student's Interview	B-23
Appendix B-10 Cycle 1 Students' Interview Result.....	B-24
Appendix B-11 Cycle 1 Teacher's Interview Validation Form.....	B-30
Appendix B-12 Cycle 1 Teacher's Interview.....	B-32
Appendix B-13 Cycle 1 Teacher's Interview Result	B-33
Appendix B-14 Cycle 1 Teacher's Observation Form Validation Form	B-35
Appendix B-15 Cycle 1 Teacher's Observation Form.....	B-38
Appendix B-16 Cycle 1 Teacher's Observation Form Result	B-40
Appendix B-17 Cycle 1 Journal Reflection	B-41
Appendix C-1 Cycle 2 Lesson Plan	C-1
Appendix C-2 Cycle 2 Students' Written Test Validation Form.....	C-3

Appendix C-3 Cycle 2 Students' Written Test	C-6
Appendix C-4 Cycle 2 Students' Written Test Result	C-7
Appendix C-5 Cycle 2 Students' Questionnaire Validation Form.....	C-13
Appendix C-6 Cycle 2 Students' Questionnaire Form	C-17
Appendix C-7 Cycle 2 Students' Questionnaire Form Result	C-18
Appendix C-8 Cycle 2 Students' Interview	C-20
Appendix C-9 Cycle 2 Students' Interview Result	C-21
Appendix C-10 Cycle 2 Teacher's Interview.....	C-27
Appendix C-11 Cycle 2 Teacher's Interview Result	C-28
Appendix C-12 Cycle 2 Teacher's Observation Form.....	C-30
Appendix C-13 Cycle 2 Teacher's Observation Form Result	C-32
Appendix C-14 Cycle 2 Journal Reflection	C-33

