

# TABLE OF CONTENTS

page

<b>COVER PAGE</b>	
<b>TITLE PAGE</b>	
<b>FINAL ASSIGNMENT STATEMENT AND UPLOAD AGREEMENT .... ii</b>	
<b>APPROVAL PAGE BY FINAL PAPER ADVISOR..... iii</b>	
<b>APPROVAL PAGE BY FINAL PAPER DEFENSE COMMITTEE..... iv</b>	
<b>ABSTRACT..... v</b>	
<b>ABSTRAK..... vi</b>	
<b>PREFACE..... vii</b>	
<b>TABLE OF CONTENTS..... ix</b>	
<b>LIST OF FIGURES..... xiii</b>	
<b>LIST OF TABLES..... xiv</b>	
<b>LIST OF APPENDICES..... xviii</b>	
<b>CHAPTER I INTRODUCTION</b>	
1.1 Background of the Study .....	1
1.2 Problem Limitation.....	7
1.3 Problem Formulation.....	8
1.4 Objective of the Research.....	8
1.5 Benefit of the Research.....	9
1.5.1 Theoretical Benefit .....	9
1.5.2 Practical Benefit.....	9
<b>CHAPTER II LITERATURE REVIEW AND HYPOTHESIS DEVELOPMENT</b>	
2.1 Theoretical Background.....	11
2.1.1 Hospitality Management.....	11
2.1.2 Hospitality Industry .....	12
2.1.3 Restaurant Industry .....	12

2.1.4	Marketing.....	13
2.1.5	Online Customer Review.....	14
	2.1.5.1 Definition of Online Customer Review .....	14
	2.1.5.2 Factor of Online Customer Review .....	15
	2.1.5.3 Dimensions of Online Customer Review .....	17
	2.1.5.4 Indicator of Online Customer Review .....	17
2.1.6	Brand Image.....	19
	2.1.6.1 Definition of Brand Image.....	19
	2.1.6.2 Factor of Brand Image .....	20
	2.1.6.3 Benefits of Brand Image.....	20
	2.1.6.4 Component of Brand Image.....	21
	2.1.6.5 Indicator of Brand Image.....	22
2.1.7	Brand Trust .....	23
	2.1.7.1 Definition of Brand Trust .....	23
	2.1.7.2 Form of Brand Trust .....	24
	2.1.7.3 Dimension of Brand Trust .....	24
	2.1.7.4 Indicator of Brand Trust .....	25
2.1.8	Customer Purchase Decision .....	26
	2.1.8.1 Definition of Customer Purchase Decision .....	26
	2.1.8.2 Process of Customer Purchase Decision .....	27
	2.1.8.3 Factor of Customer Purchase Decision.....	28
	2.1.8.4 Influence of Customer Purchase Decision.....	30
	2.1.8.5 Indicator of Customer Purchase Decision .....	30
2.1.9	The Influence of Online Customer Review on Customer Purchase Decision .....	31
2.1.10	The Influence of Brand Image on Customer Purchase Decision .....	31
2.1.11	The Influence of Brand Trust on Customer Purchase Decision .....	32
2.2	Previous Research.....	33
2.3	Hypothesis Development.....	34
2.4	Research Model .....	35
2.5	Framework of Thinking.....	36

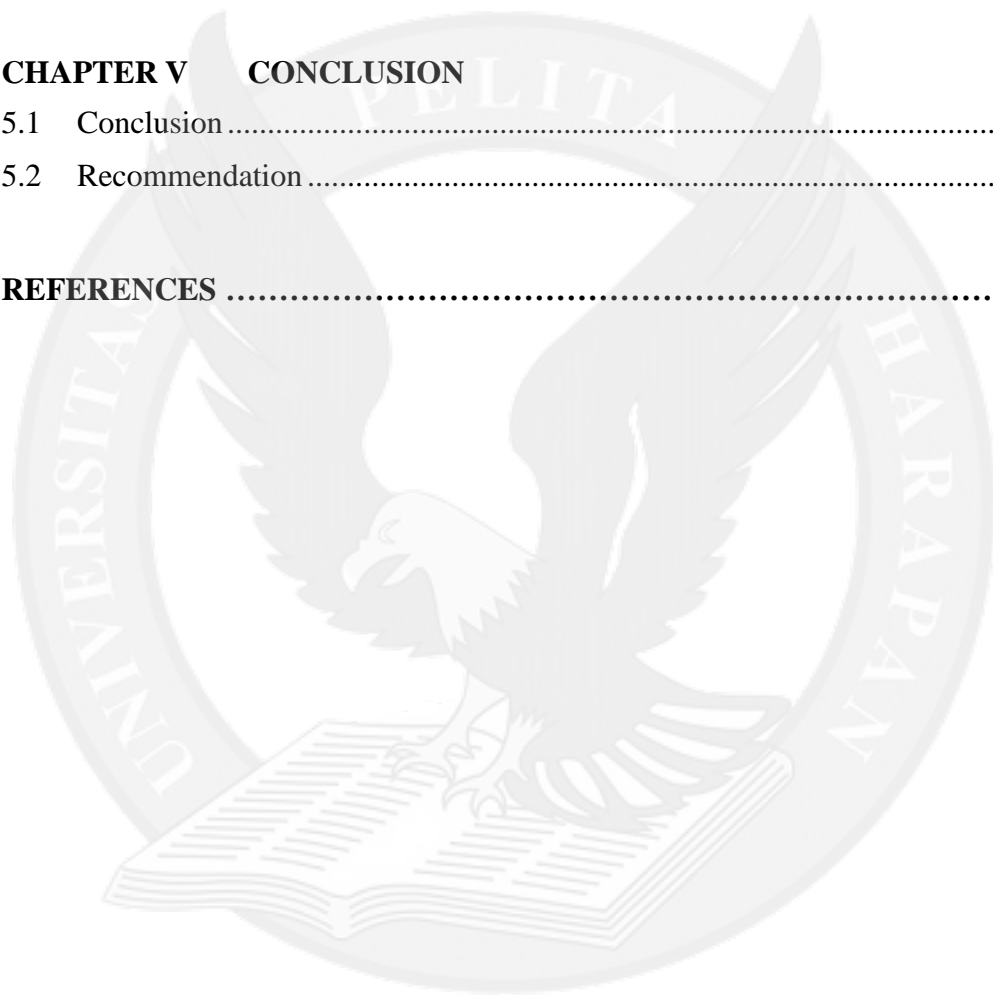
### **CHAPTER III RESEARCH METHODOLOGY**

3.1	Research Design .....	37
3.2	Population and Sample .....	38
3.3	Data Collection Method.....	41
3.4	Operational Definition and Variable Measurement.....	42
3.4.1	Operational Definition .....	42
3.4.2	Variable Measurement .....	45
3.5	Data Analysis Method .....	45
3.5.1	Test of Research Instrument .....	45
3.5.2	Descriptive Statistics.....	47
3.5.3	Classical Assumption Test.....	49
3.5.4	Multiple Linear Regression Analysis .....	51
3.5.5	Hypothesis Test.....	52

### **CHAPTER IV RESEARCH RESULT AND DISCUSSION**

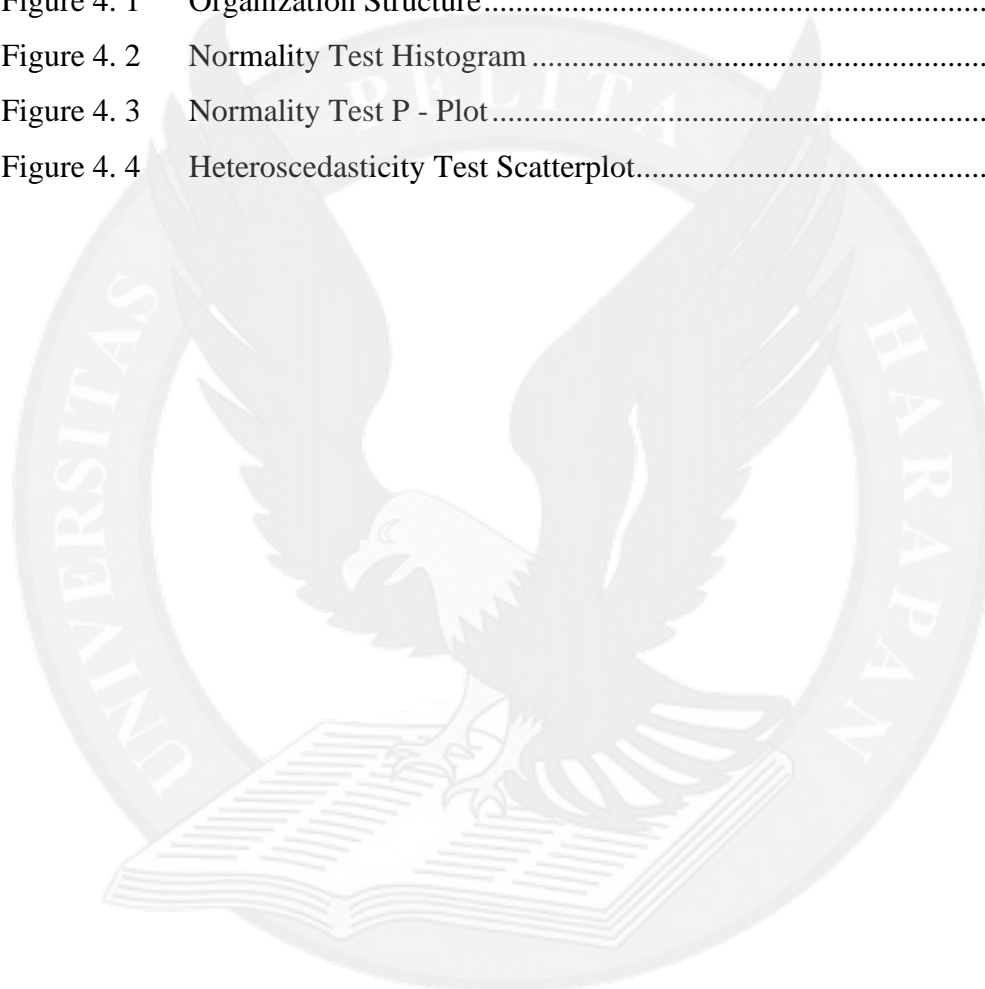
4.1	General Review of Kemangi Seafood Restaurant, Medan .....	54
4.1.1	Brief Overview .....	54
4.1.2	Vision & Mission.....	55
4.1.3	Organizational Structure & Job Description.....	55
4.2	Research Results .....	58
4.2.1	Test of Research Instrument .....	58
4.2.1.1	Validity Test .....	58
4.2.1.2	Reliability Test.....	61
4.2.2	Descriptive Statistics.....	61
4.2.2.1	Respondent Characteristic .....	62
4.2.2.2	Explanation of Respondent Answer on Research Variable.....	63
4.2.2.3	Mean, Median, Mode, and Standard Deviation on Research Variable.....	85
4.2.3	Result of Classical Assumption Test .....	89
4.2.3.1	Normality Test .....	89
4.2.3.2	Multicollinearity Test .....	91
4.2.3.3	Heteroscedasticity Test.....	92

4.2.4	Result of Multiple Linear Regression Analysis Test .....	93
4.2.5	Result of Coefficient Determination Test .....	94
4.2.6	Result of Hypothesis Testing .....	95
4.2.6.1	T – Test .....	95
4.2.6.2	F – Test .....	97
4.3	Discussion .....	98
<b>CHAPTER V CONCLUSION</b>		
5.1	Conclusion .....	104
5.2	Recommendation .....	105
<b>REFERENCES .....</b>		<b>108</b>



## LIST OF FIGURES

	page
Figure 2. 1 Research Model .....	35
Figure 2. 2 Framework of Thinking.....	36
Figure 4. 1 Organization Structure.....	55
Figure 4. 2 Normality Test Histogram.....	89
Figure 4. 3 Normality Test P - Plot.....	90
Figure 4. 4 Heteroscedasticity Test Scatterplot.....	92



## LIST OF TABLES

	page
Table 1.1	Online customer review on google review at Kemangi Seafood Restaurant, Medan ..... 4
Table 1.2	Competitor restaurant with similar industry in Medan..... 5
Table 2.1	Previous Research Summary ..... 33
Table 3.1	Indicator of Operational (X1) ..... 43
Table 3.2	Indicator of Operational (X2) ..... 43
Table 3.3	Indicator of Operational (X3) ..... 44
Table 3.4	Indicator of Operational (Y) ..... 44
Table 3.5	Likert 1-5 Scale Answer and Score..... 45
Table 4.1	Validity Test for Online Customer Review ..... 59
Table 4.2	Validity Test for Brand Image ..... 59
Table 4.3	Validity Test for Brand Trust..... 60
Table 4.4	Validity Test for Customer Purchase Decision..... 60
Table 4.5	Reliability Test of Each Variables ..... 61
Table 4.6	Characteristics Based on Gender ..... 62
Table 4.7	Characteristics Based on Age ..... 62
Table 4.8	Characteristics Based on Frequency of Customer Visits ..... 63
Table 4.9	Kemangi Seafood Restaurant customers are competent in providing online customer reviews ..... 63
Table 4.10	Kemangi Seafood Restaurant customers trustable in explaining experience through online customer reviews ..... 64
Table 4.11	Kemangi Seafood Restaurant customers provide good - quality explanation through online customer reviews ..... 65
Table 4.12	Kemangi Seafood Restaurant customers provide valuable information from online reviews ..... 65
Table 4.13	Customers are interested after reading Kemangi Seafood Restaurant online customer reviews ..... 66

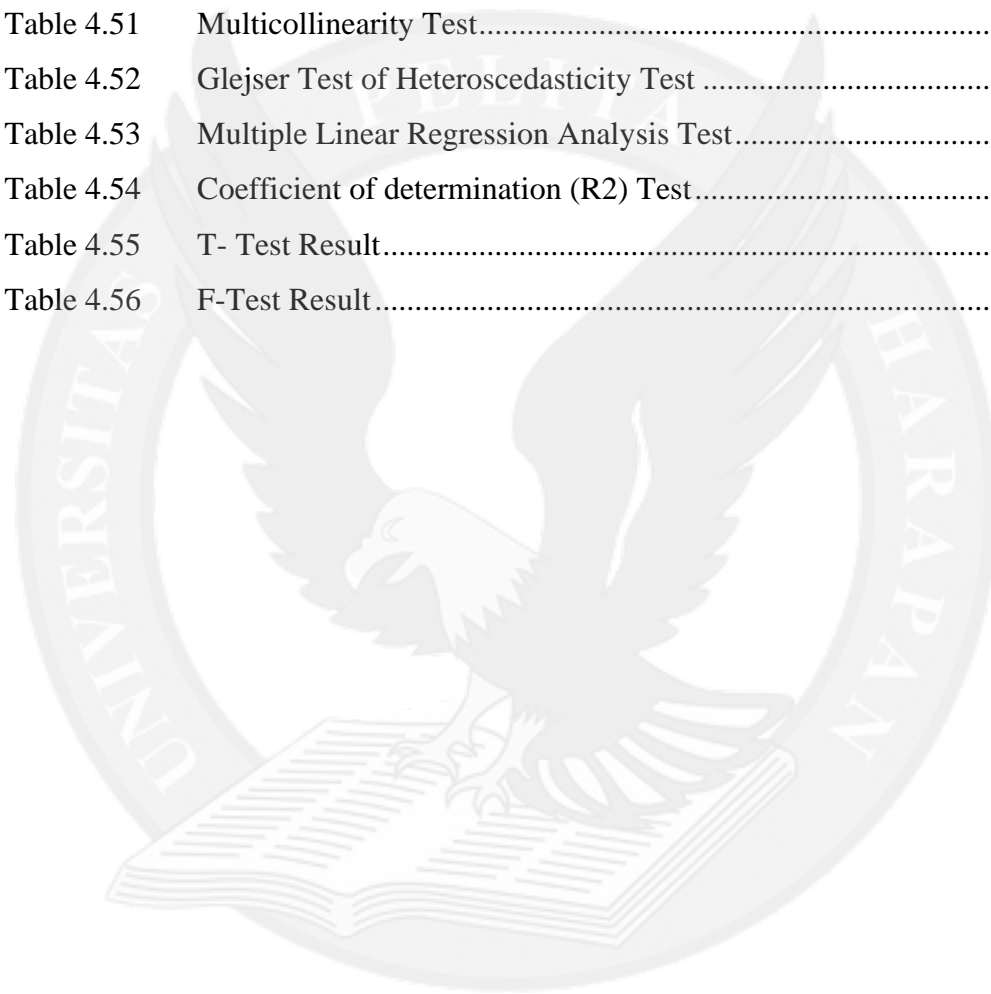
Table 4.14	Online customer reviews are useful for customers before purchasing decision at Kemangi Seafood Restaurant .....	66
Table 4.15	Positive and negative from online customer reviews influences customer purchasing decisions at Kemangi Seafood Restaurant ..	67
Table 4.16	Online customer reviews make customers optimistic in making purchasing decisions at Kemangi Seafood Restaurant.....	68
Table 4.17	The more online customer reviews on Kemangi Seafood Restaurant the more quality reviews for the customer purchase decision.....	68
Table 4.18	Kemangi Seafood Restaurant has provided high quality products and services to customers .....	69
Table 4.19	Kemangi Seafood Restaurant is a well-known and memorable brand in Medan.....	70
Table 4.20	Kemangi Seafood Restaurant offers customers trustworthy products .....	70
Table 4.21	Kemangi Seafood Restaurant has a positive image from customers perspective .....	71
Table 4.22	Kemangi Seafood Restaurant has a uniqueness that can be distinguished from other brands .....	71
Table 4.23	Kemangi Seafood Restaurant can attract customers with satisfying products and services.....	72
Table 4.24	Kemangi Seafood Restaurant has a mission and vision to adjust product and service quality according to customer expectations ..	73
Table 4.25	Kemangi Seafood Restaurant ensures a good product and service brand culture for customers .....	73
Table 4.26	Kemangi Seafood Restaurant has attractive brand characteristics according to customer expectations.....	74
Table 4.27	Kemangi Seafood Restaurant has the capability to enhance personal brand through marketing techniques .....	74
Table 4.28	Kemangi Seafood Restaurant always offers products with attractive promos or discounts.....	75



Table 4.29	Kemangi Seafood Restaurant is honest with customers with quality products and services.....	76
Table 4.30	Kemangi Seafood Restaurant can explain products well to customers .....	76
Table 4.31	Kemangi Seafood Restaurant always improves customer understanding related to products.....	77
Table 4.32	Kemangi Seafood Restaurant has provided products and services according to customer needs .....	77
Table 4.33	Kemangi Seafood Restaurant can make customers satisfied with products and services.....	78
Table 4.34	Kemangi Seafood Restaurant can make customers feel the benefits after buying a product.....	79
Table 4.35	Products from Kemangi Seafood Restaurant are clean and hygienic when served to customers.....	79
Table 4.36	Kemangi Seafood Restaurant is consistent in providing good quality products and services to customers .....	80
Table 4.37	Kemangi Seafood Restaurant makes customers confident with brand products and services.....	80
Table 4.38	Customers love to buy products from Kemangi Seafood Restaurant .....	81
Table 4.39	Kemangi Seafood Restaurant provides a wide range of new products for customers purchasing decisions.....	82
Table 4.40	Customers are willing to give recommendations for Kemangi Seafood Restaurant products and services to family and friends ..	82
Table 4.41	Customers often purchase Kemangi Seafood Restaurant products	83
Table 4.42	Kemangi Seafood Restaurant can analyze customer purchasing requirement.....	83
Table 4.43	Customers love to try buying different products at Kemangi Seafood Restaurant .....	84
Table 4.44	Customers are willing to repurchase products offered by Kemangi Seafood Restaurant.....	85



Table 4.45	Interval Range of Questions per Variable.....	86
Table 4.46	Online Customer Review Variable Descriptive.....	86
Table 4.47	Brand Image Variable Descriptive.....	87
Table 4.48	Brand Trust Variable Descriptive .....	87
Table 4.49	Customer Purchase Decision Variable Descriptive .....	88
Table 4.50	Kolmogorov-Smirnov Test .....	90
Table 4.51	Multicollinearity Test.....	91
Table 4.52	Glejser Test of Heteroscedasticity Test .....	92
Table 4.53	Multiple Linear Regression Analysis Test.....	93
Table 4.54	Coefficient of determination (R <sup>2</sup> ) Test.....	95
Table 4.55	T- Test Result.....	96
Table 4.56	F-Test Result.....	98



## LIST OF APPENDICES

APPENDIX A: RESEARCH QUESTIONNAIRE .....	A-1
APPENDIX B: DATA TABULATION OF PRE-TEST.....	B-1
APPENDIX C: VALIDITY AND RELIABILITY TEST.....	C-1
APPENDIX D: DATA TABULATION OF MAIN TEST .....	D-1
APPENDIX E: DESCRIPTIVE STATISTICS .....	E-1
APPENDIX F: CLASSICAL ASSUMPTION TEST.....	F-1
APPENDIX G: HYPOTHESIS TEST.....	G-1
APPENDIX H: STATISTIC TABLE .....	H-1
APPENDIX I: CONFIRMATION LETTER .....	I-1
APPENDIX J: PHOTO DOCUMENTATION .....	J-1
APPENDIX K: TURNITIN RESULT .....	K-1

