

DAFTAR ISI

PERNYATAAN DAN PERSETUJUAN UNGGAH TUGAS AKHIR

PERSETUJUAN DOSEN PEMBIMBING TUGAS AKHIR

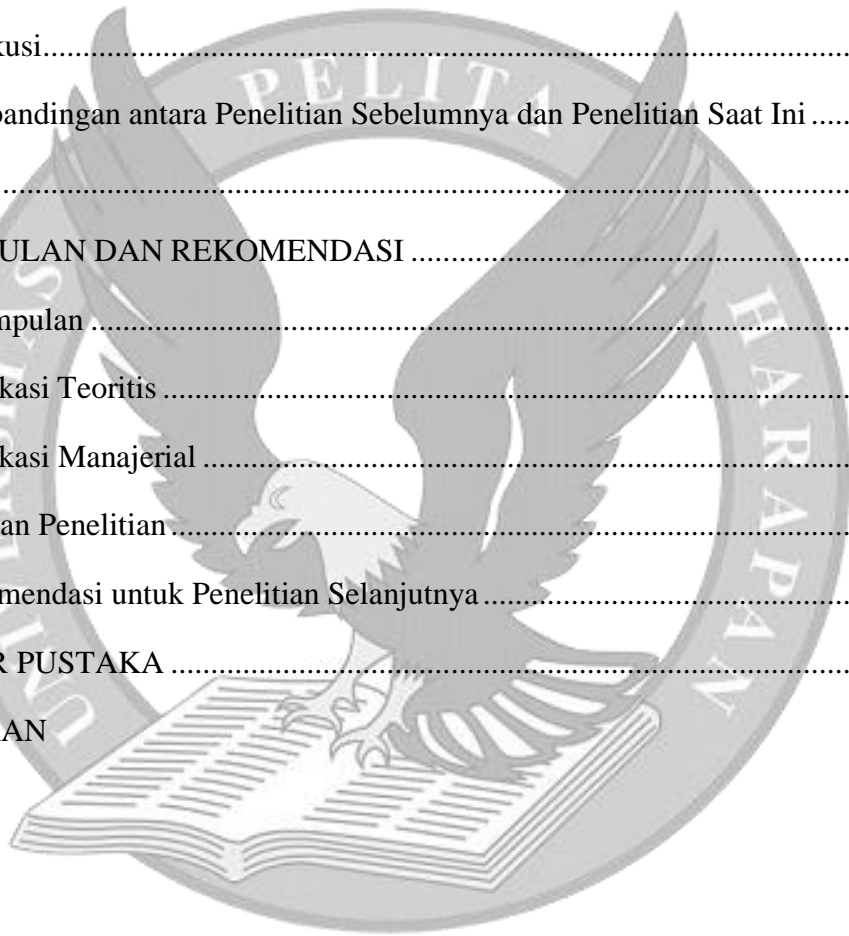
PERSETUJUAN TIM PENGUJI TUGAS AKHIR

ABSTRAK	v
KATA PENGANTAR.....	vi
DAFTAR ISI.....	viii
DAFTAR GAMBAR	xii
DAFTAR TABEL.....	xiii
DAFTAR LAMPIRAN.....	xv
BAB I.....	1
PENDAHULUAN.....	1
1.1 Latar Belakang Penelitian.....	1
1.2 Masalah Penelitian.....	8
1.3 Pertanyaan Penelitian	9
1.4 Tujuan Penelitian.....	10
1.5 Ruang Lingkup Penelitian.....	10
1.6 Kontribusi Penelitian.....	11
1.7 Sistematika Penelitian	12
BAB II.....	13
KAJIAN PUSTAKA.....	13
2.1 Corporate Social Responsibility (CSR)	13
2.2 Brand Image.....	14
2.3 Brand Authenticity	15
2.4 Brand Loyalty.....	16

2.5 Brand Trust.....	17
2.6 Positive Word of Mouth (PWOM).....	17
2.7 Asosiasi corporate social responsibility dengan brand authenticity dan brand loyalty.....	18
2.8 Asosiasi keaslian <i>brand</i> dengan <i>brand loyalty</i>	21
2.9 Peran moderasi dari <i>brand image</i>	22
2.10 Peran mediasi dari brand authenticity	23
2.11 Perbandingan dengan Peneliti Terdahulu.....	24
2.12 Model Konseptual.....	27
BAB III.....	29
METODOLOGI PENELITIAN.....	29
3.1 Paradigma Penelitian.....	29
3.2 Penelitian Kuantitatif	33
3.3 Desain Penelitian.....	34
3.4 Objek Penelitian.....	36
3.5 Unit Analisis.....	37
3.6 Pengukuran Variabel.....	38
3.7 Definisi Konseptual dan Definisi Operasional.....	40
3.8 Pengukuran Skala.....	44
3.9 Metode Pengumpulan Data.....	45
3.10 Etika Pengumpulan Data.....	46
3.11 Desain Sampel.....	47
3.12 Ukuran Sampel.....	49
3.13 Metode Analisis Data	50
3.14 Statistik Deskriptif	50


3.15 Statistik Inferensial.....	51
3.16 <i>Goodness of the Data</i>	51
3.17 Validitas	51
3.18 Reliabilitas.....	52
3.19 <i>Structural Equation Modelling (SEM)</i>	52
3.20 <i>Partial Least Squares (PLS)</i>	54
3.21 <i>Preliminary Test</i>	56
3.22 Validitas Hasil Uji Pre-Test	57
3.23 <i>Convergent Validity Test</i>	57
3.24 <i>Discriminant Validity Pre-Test</i>	59
3.25 <i>Reliability Pre-Test Result</i>	62
BAB IV	64
HASIL DAN PEMBAHASAN.....	64
4.1 Profil Responden.....	64
4.2 Jenis Kelamin	64
4.3 Usia	65
4.4 Profesi	65
4.5 Pendapatan bulanan.....	66
4.6 Pengeluaran bulanan	66
4.7 Actual Test	67
4.8 Statistik Deskriptif	67
4.9 Statistik Inferensial.....	69
4.10 <i>Convergent Validity Test – Actual Test</i>	69
4.11 <i>Discriminant Validity Test – Actual Test</i>	71
4.12 <i>Outer Model</i>	74

4.13 <i>Common Method Biased Test</i>	74
4.14 <i>Goodness of Fit</i>	75
4.15 <i>R-Square</i>	77
4.16 <i>Predictive Relevance</i>	79
4.17 Uji Hipotesis.....	79
4.18 <i>Inner Model</i>	86
4.19 Diskusi.....	86
4.20 Perbandingan antara Penelitian Sebelumnya dan Penelitian Saat Ini	92
BAB V	94
KESIMPULAN DAN REKOMENDASI	94
5.1 Kesimpulan	94
5.2 Implikasi Teoritis	96
5.3 Implikasi Manajerial	97
5.4 Batasan Penelitian.....	97
5.5 Rekomendasi untuk Penelitian Selanjutnya.....	98
DAFTAR PUSTAKA	100
LAMPIRAN	



DAFTAR GAMBAR


Gambar 1. 1 Ciri Corporate Social Responsibility.....	4
Gambar 1. 2 Urutan Negara Konsumen Kosmetik Halal Terbesar di Dunia	6
Gambar 1. 3 Merek Perawatan Tubuh dengan Konsumen Terbanyak di Indonesia 7	
Gambar 2. 1 Faktor-Faktor Pembentuk Brand Image	14
Gambar 2. 2 Usulan Model Konseptual	28
Gambar 3. 1 Jenis Desain Penelitian.....	35
Gambar 3. 2 Model Konseptual	40
Gambar 3. 3 Contoh Diagram Structural Equation Modelling (SEM)	53
Gambar 4. 1 Outer Model	74
Gambar 4. 2 Inner Model.....	86



DAFTAR TABEL

Tabel 2. 1 Tipe Konsumen dalam Brand Loyalty	19
Tabel 2. 2 Perbandingan Peneliti Terdahulu	26
Tabel 3. 1 Definisi Konseptual dan Definisi Operasional.....	41
Tabel 3. 2 Perbedaan Desain Probability Sampling dan Non-Probability Sampling	48
Tabel 3. 3 Batasan Nilai dalam Pengukuran Model Penelitian.....	55
Tabel 3. 4 Batasan Nilai Model Fit.....	56
Tabel 3. 5 Outer Loadings (Brand Image)	57
Tabel 3. 6 Outer Loadings (Brand Trust).....	57
Tabel 3. 7 Outer Loadings (Corporate Social Responsibility).....	58
Tabel 3. 8 Outer Loadings (Perceived Brand Authenticity).....	58
Tabel 3. 9 Outer Loadings (Positive Word of Mouth)	58
Tabel 3. 10 Convergent Validity AVE Pre-Test Result	59
Tabel 3. 11 Cross Loading (Brand Image).....	59
Tabel 3. 12 Cross Loading (Brand Trust).....	60
Tabel 3. 13 Cross Loading (Corporate Social Responsibility)	60
Tabel 3. 14 Cross Loading (Perceived Brand Authenticity)	60
Tabel 3. 15 Cross Loading (Positive Word of Mouth).....	61
Tabel 3. 16 Discriminant Validity Pre-Test Result – HTMT.....	61
Tabel 3. 17 Cronbach’s Reliability Pre-Test Result.....	62
Tabel 3. 18 Composite Reliability Pre-Test Result.....	62
Tabel 4. 1 Persentase Jenis Kelamin.....	65
Tabel 4. 2 Persentase Usia	65
Tabel 4. 3 Persentase Profesi	66
Tabel 4. 4 Persentase Pendapatan Perbulan	66
Tabel 4. 5 Persentase Pendapatan Perbulan	67
Tabel 4. 6 Descriptive Statistics.....	68
Tabel 4. 7 Convergent Validity – Factor Loading (Actual Test)	70
Tabel 4. 8 Convergent Validity – AVE (Actual Test).....	70
Tabel 4. 9 Discriminant Validity – Cross Loading (Actual Test)	71

Tabel 4. 10 Discriminant Validity – HTMT (Actual Test).....	72
Tabel 4. 11 Reliability of Cronbach’s Alpha dan Composite Reliability untuk Actual Test.....	73
Tabel 4. 12 Outer VIF Value	74
Tabel 4. 13 Inner VIF Value.....	75
Tabel 4. 14 Goodness of Fit	76
Tabel 4. 15 Model Fit Summary	77
Tabel 4. 16 Nilai R-Square.....	77
Tabel 4. 17 Nilai Adjusted R-Square.....	78
Tabel 4. 18 Q-Square Predictive Relevance.....	79
Tabel 4. 19 Hasil Uji Hipotesis	80
Tabel 4. 20 Perbandingan antara Penelitian Sebelumnya dan Penelitian Saat Ini	92



DAFTAR LAMPIRAN

LAMPIRAN A	- 1 -
LAMPIRAN B	- 12 -
LAMPIRAN C	- 14 -
LAMPIRAN D	- 20 -
LAMPIRAN E	- 26 -
LAMPIRAN F.....	- 31 -

