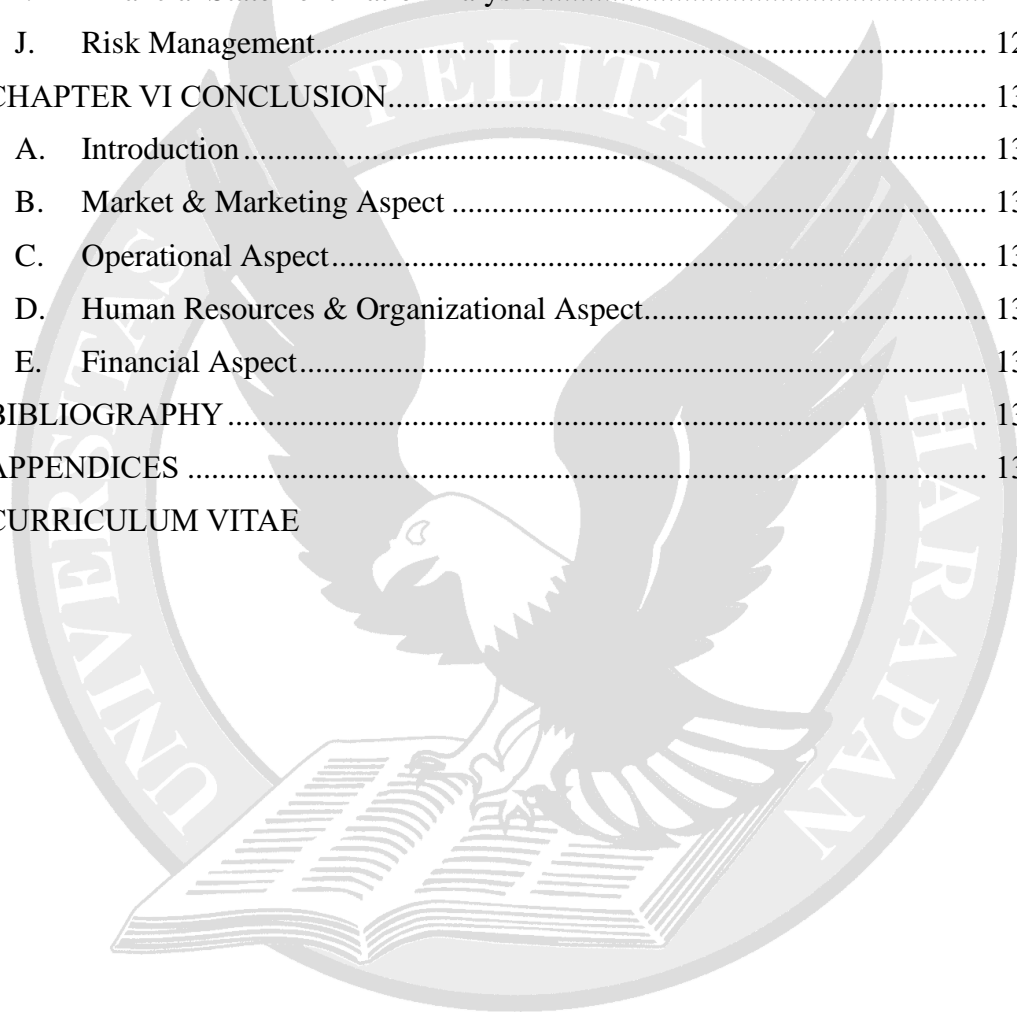


# TABLE OF CONTENTS


FINAL ASSIGNMENT STATEMENT AND UPLOAD AGREEMENT .....	ii
APPROVAL OF FINAL PROJECT ADVISOR .....	iii
APPROVAL OF FINAL PROJECT EXAMINER TEAM .....	iv
PREFACE .....	v
ABSTRACT .....	vii
TABLE OF FIGURES .....	x
LIST OF TABLES .....	xi
LIST OF APPENDICES .....	xiii
CHAPTER I INTRODUCTION .....	1
A. Initial Ideas .....	1
B. Purpose of Feasibility Study .....	2
C. Methodology .....	3
D. Conceptual Overview of Related Businesses .....	5
CHAPTER II MARKET & MARKETING ASPECTS .....	9
A. Demand Analysis .....	9
B. Bid Analysis .....	38
C. Segmentation, Target, and Business Position in the Market .....	45
D. Marketing Mix .....	49
E. Economic, Social, Legal and Political, Environmental, and Technological Aspects .....	61
CHAPTER III OPERATIONAL ASPECT .....	66
A. Types of Activities and Facilities .....	66
B. Analysis of Functional Relationships Between Activities and Facilities ..	72
C. Calculation of Facility Space Requirements .....	74
D. Location Selection .....	78
E. Technology Used .....	80
CHAPTER IV HUMAN RESOURCE AND ORGANIZATIONAL ASPECT ....	84
A. Organizing .....	84
B. Human Resources Development .....	92
C. Juridical Aspect .....	96
CHAPTER V FINANCIAL ASPECT .....	103
A. Funding Needs and Sources .....	103

B.	Estimated Operational Costs .....	106
C.	Estimated Business Income.....	113
D.	Projected Balance Sheet .....	116
E.	Projected Income Statement.....	117
F.	Projected Cash Flow .....	117
G.	Break-Even Point .....	117
H.	Investment Appraisal .....	118
I.	Financial Statement Ratio Analysis .....	124
J.	Risk Management.....	127
CHAPTER VI CONCLUSION.....		130
A.	Introduction .....	130
B.	Market & Marketing Aspect .....	130
C.	Operational Aspect.....	132
D.	Human Resources & Organizational Aspect.....	132
E.	Financial Aspect.....	133
BIBLIOGRAPHY .....		134
APPENDICES .....		136
CURRICULUM VITAE		



## TABLE OF FIGURES

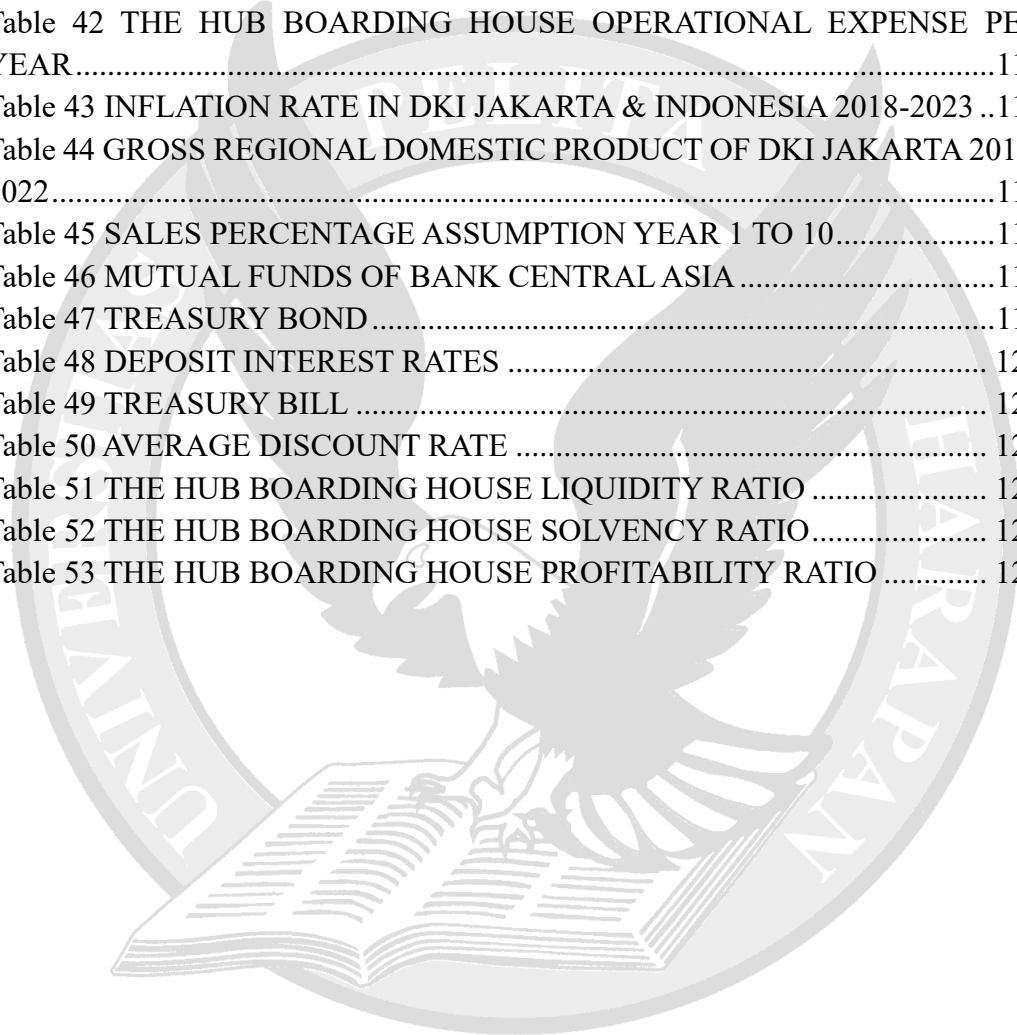
Figure 1 THE HUB LOGO .....	53
Figure 2 THE HUB BOARDING HOUSE FLOW CHART .....	67
Figure 3 THE HUB CAFE FLOW CHART .....	68
Figure 4 THE HUB 2D LAYOUT PLAN (1 <sup>st</sup> & 2 <sup>nd</sup> FLOOR) .....	75
Figure 5 THE HUB 2d LAYOUT PLAN (3 <sup>rd</sup> & 4 <sup>th</sup> FLOOR) .....	76
Figure 6 THE HUB 2D LAYOUT PLAN (5 <sup>th</sup> floor) .....	77
Figure 7 THE HUB ORGANIZATIONAL STRUCTURE.....	89



## LIST OF TABLES

Table 1 PERCENTAGE OF HOUSEHOLDS OCCUPYING THEIR OWN RESIDENTIAL BUILDINGS BY REGENCY/CITY IN DKI JAKARTA, 2020-2022.....	1
Table 2 EXPENDITURE PER CAPITA ADJUSTED (IN THOUSAND RUPIAH/PERSON/YEAR) IN DKI JAKARTA, 2020-2022.....	1
Table 3 TYPES OF ACCOMODATION .....	5
Table 4 MONTHLY PER-CAPITA EXPENDITURES ACCORDING TO COMMODITY GROUPS IN DKI JAKARTA, 2021 - 2022.....	13
Table 5 RESULTS OF RESPONDENT’S PROFILE .....	15
Table 6 RESULTS OF RESPONDENT’S BEHAVIOUR .....	18
Table 7 MARKETING MIX (PRODUCT).....	21
Table 8 MARKETING MIX (PRICE) .....	25
Table 9 MARKETING MIX (DISTRIBUTION) .....	27
Table 10 MARKETING MIX (PEOPLE).....	29
Table 11 MARKETING MIX (PROMOTION).....	32
Table 12 MARKETING MIX (PACKAGING & PROGRAMMING).....	34
Table 13 MARKETING MIX (PARTNERSHIP) .....	36
Table 14 SWOT ANALYSIS .....	42
Table 15 LIST OF PRODUCTS.....	49
Table 16 LIST OF PRODUCTS’ PRICES .....	54
Table 17 GROSS REGIONAL DOMESTIC PRODUCT OF DKI JAKARTA 2022 (1 <sup>ST</sup> QUARTER AND 2 <sup>ND</sup> QUARTER) (RUPIAH).....	61
Table 18 FACILITIES PROVIDED IN THE HUB BOARDING HOUSE.....	70
Table 19 FUNCTIONAL RELATIONSHIPS BETWEEN ACTIVITIES AND FACILITIES.....	72
Table 20 CALCULATION OF FACILITY SPACE REQUIREMENTS .....	74
Table 21 LOCATION COMPARISON BASED ON SUPPORTING FACTORS	78
Table 22 TECHNOLOGIES USED IN THE HUB BOARDING HOUSE .....	81
Table 23 JOB DESCRIPTIONS AND JOB SPECIFICATIONS OF THE HUB BOARDING HOUSE .....	84
Table 24 THE HUB DIVISION OF LABOUR .....	89
Table 25 THE HUB EMPLOYEE WORKING SCHEDULE & DIVISION .....	90
Table 26 IDENTITY OF BUSINESS EXECUTORS .....	96
Table 27 THE HUB BOARDING HOUSE LEGALIZING COSTS.....	102
Table 28 THE HUB BOARDING HOUSE ESTIMATED INITIAL INVESTMENT .....	103
Table 29 THE HUB BOARDING HOUSE ESTIMATED PRE-OPERATING EXPENSES.....	104
Table 30 THE HUB BOARDING HOUSE FUNDING SOURCES .....	105
Table 31 BANK LOAN INTEREST RATES .....	105
Table 32 LAND EXPENSE .....	107

Table 33 LEGAL EXPENSE .....	107
Table 34 PRINTING AND STATIONARY EXPENSE.....	108
Table 35 RENOVATION AND CONSTRUCTION EXPENSE.....	108
Table 36 SALARY EXPENSE.....	109
Table 37 SOCIAL SECURITY PROGRAM EXPENSE.....	110
Table 38 PROMOTION AND PROGRAMMING EXPENSES .....	110
Table 39 UNIFORM EXPENSE.....	111
Table 40 UTILITIES EXPENSE .....	112
Table 41 REPAIR AND MAINTENANCE EXPENSE.....	113
Table 42 THE HUB BOARDING HOUSE OPERATIONAL EXPENSE PER YEAR.....	113
Table 43 INFLATION RATE IN DKI JAKARTA & INDONESIA 2018-2023 ..	114
Table 44 GROSS REGIONAL DOMESTIC PRODUCT OF DKI JAKARTA 2019-2022.....	114
Table 45 SALES PERCENTAGE ASSUMPTION YEAR 1 TO 10.....	115
Table 46 MUTUAL FUNDS OF BANK CENTRAL ASIA .....	118
Table 47 TREASURY BOND .....	119
Table 48 DEPOSIT INTEREST RATES .....	121
Table 49 TREASURY BILL .....	121
Table 50 AVERAGE DISCOUNT RATE .....	122
Table 51 THE HUB BOARDING HOUSE LIQUIDITY RATIO .....	124
Table 52 THE HUB BOARDING HOUSE SOLVENCY RATIO.....	125
Table 53 THE HUB BOARDING HOUSE PROFITABILITY RATIO .....	126



## LIST OF APPENDICES

No.	Description	Page
1.	Questionnaires.....	A-1
2.	Graphic Designs.....	B-1
3.	Financial Statement.....	C-1

