

## PREFACE

The Author thanks God for His blessings for he has finished this Final Project. This Final Project entitled Business Feasibility Study of Lexitory Coffee Shop in BSD City South Tangerang is meant to complete the partial fulfilment of the academic requirements to obtain the degree of Professional Bachelor in Tourism in Hospitality Management Study Program Faculty of Tourism Universitas Pelita Harapan – Jakarta.

Without the guidance, helps and prayers of all the parties, the author will not be able to finish the Final Project in time. Thus, the writer would also like to thank the parties who have helped him in finishing the final assignment, such as:

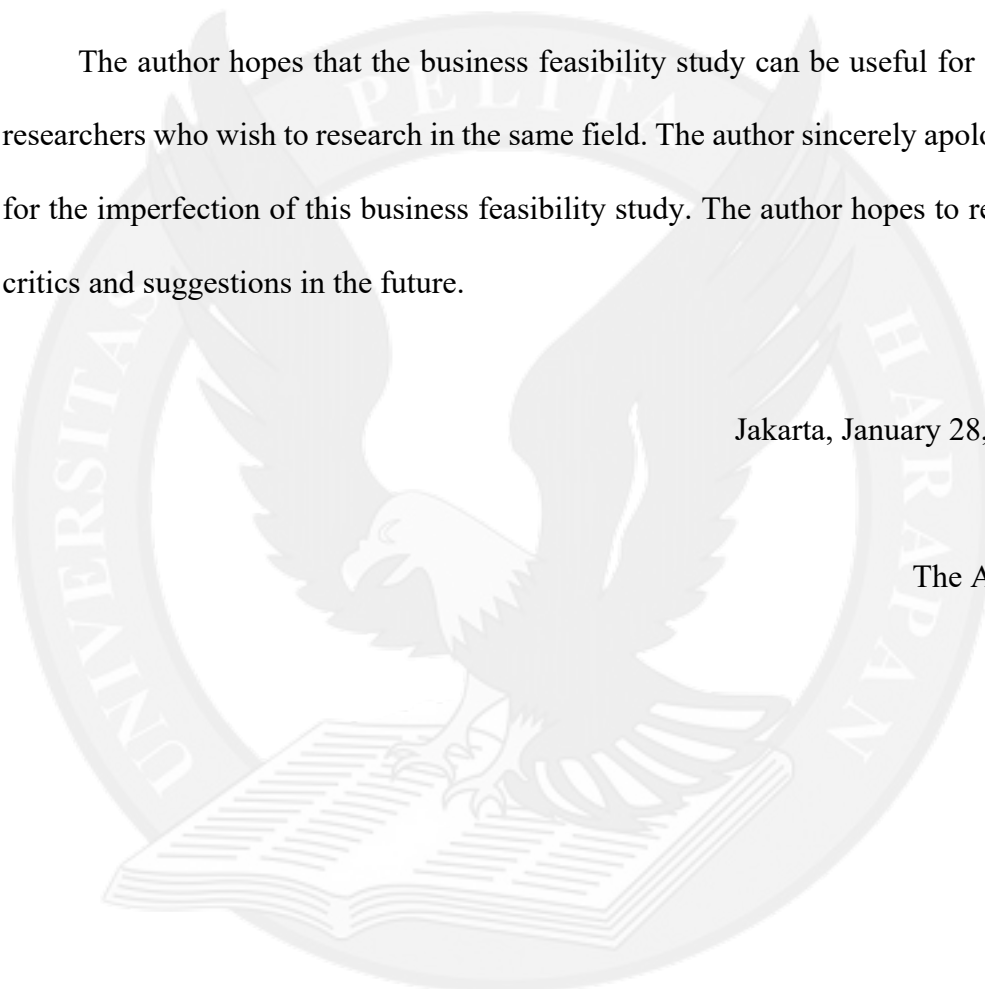
1. Mr. Dr. Drs. Soeseno Bong, M.M. as the Final Project Advisor.
2. Mrs. Dr. Diena Mutiara Lemy, A.Par., M.M., CHE., as the Dean of School of Hospitality and Tourism of Pelita Harapan University.
3. Mrs. Dr. Amelda Pramezwary, A.Par., M.M., as the Head of Hospitality Management Study Program of Pelita Harapan University.
4. The Board of Final Project Examiners, Mrs. Juliana, S.E., M.M. as the Chairperson, Mr. Drs. Demson R.H. Goeltom, M.Pd. as the Committee Member and Mr. Dr. Meitolo Hulu, S.St., M.M. as the Committee Member.
5. Mr. Jimmy Muller Hasoloang Situmorang, A.Md.Par., B.Sc. M.B.A. as the Deputy of Hospitality Management Study Program in Pelita Harapan University and the Academic Advisor.
6. All lectures of the Tourism Faculty of Pelita Harapan University.

7. All staffs and employees of the Tourism Faculty who have assisted the author in administrative activities.
8. All employees of UPH library Johannes Oentoro who have helped the author in finishing this final assignment.
9. All the parties that have contributed in the writing of this final assignment.

The author hopes that the business feasibility study can be useful for future researchers who wish to research in the same field. The author sincerely apologizes for the imperfection of this business feasibility study. The author hopes to receive critics and suggestions in the future.

Jakarta, January 28, 2021

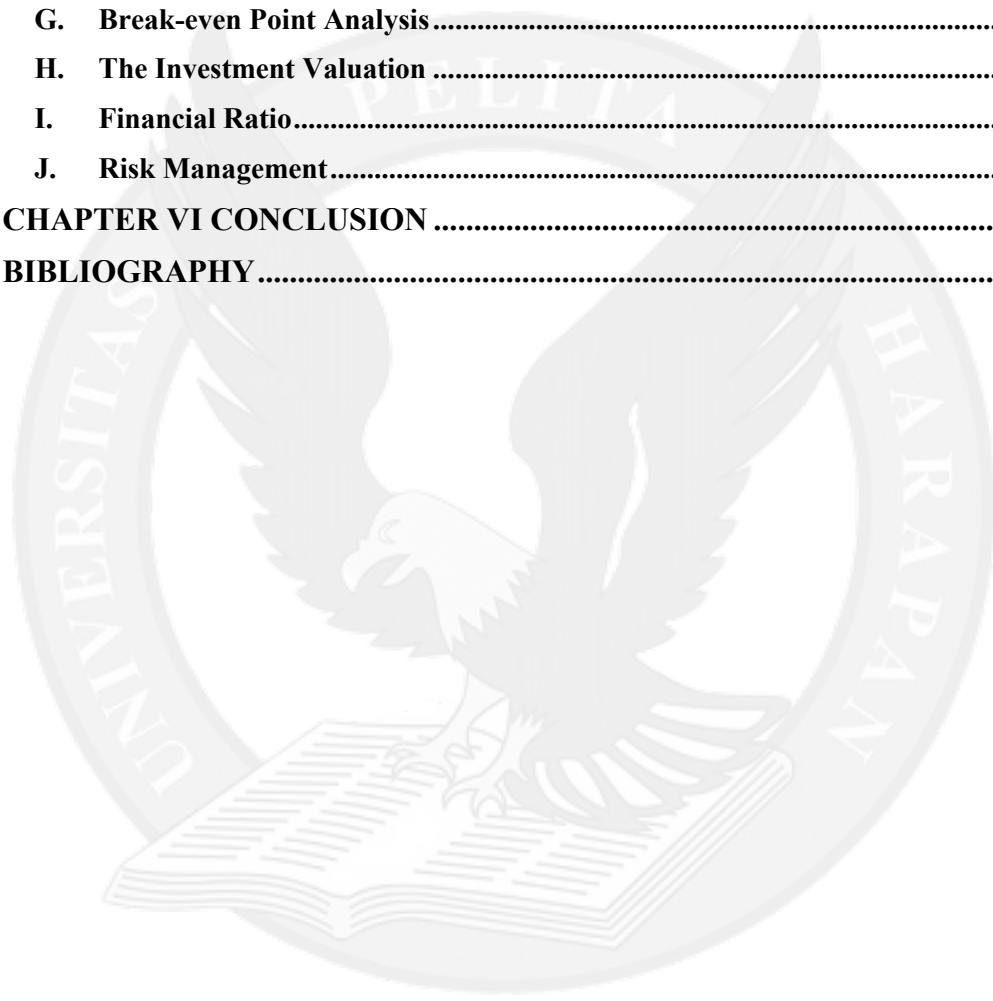
The Author



# TABLE OF CONTENTS

	Page
<b>COVER</b>	
<b>FINAL ASSIGNMENT STATEMENT AND UPLOAD AGREEMENT</b>	
<b>FINAL PROJECT ADVISOR’S STATEMENT OF AGREEMENT</b>	
<b>FINAL PROJECT BOARD OF EXAMINERS’ STATEMENT OF AGREEMENT</b>	
<b>PREFACE .....</b>	<b>v</b>
<b>LIST OF TABLES.....</b>	<b>ix</b>
<b>LIST OF PICTURES .....</b>	<b>xii</b>
<b>LIST OF APPENDIXES .....</b>	<b>xiii</b>
<b>ABSTRACT.....</b>	<b>xiv</b>
<b>CHAPTER I INTRODUCTION .....</b>	<b>1</b>
<b>A. The Initial Idea .....</b>	<b>1</b>
<b>B. The Objectives .....</b>	<b>7</b>
<b>C. Research Method.....</b>	<b>9</b>
<b>D. Theoretical Conceptual Review.....</b>	<b>16</b>
<b>CHAPTER II MARKET AND MARKETING ASPECT .....</b>	<b>29</b>
<b>A. Demand Analysis .....</b>	<b>29</b>
<b>B. Supply Analysis.....</b>	<b>61</b>
<b>C. Segmentation, Targeting and Positioning .....</b>	<b>74</b>
<b>D. Marketing Mix.....</b>	<b>79</b>
<b>E. Economic, Social, Legal and Politic, Environment and Technology .....</b>	<b>95</b>
<b>CHAPTER III OPERATIONAL ASPECT.....</b>	<b>99</b>
<b>A. Type of Activities &amp; Facilities .....</b>	<b>99</b>
<b>B. Relationship Analysis Between Activities Functional and Facilities .....</b>	<b>109</b>
<b>C. The Calculation of Space Needed for the Facilities.....</b>	<b>111</b>
<b>D. Location Selection.....</b>	<b>114</b>
<b>E. Technology Used.....</b>	<b>117</b>
<b>CHAPTER IV THE ORGANIZATION AND HUMAN RESOURCES MANAGEMENT ASPECT .....</b>	<b>120</b>
<b>A. Organization .....</b>	<b>120</b>
<b>B. Human Resources.....</b>	<b>134</b>

C. Legal Aspect.....	146
<b>CHAPTER V FINANCIAL ASPECTS .....</b>	<b>159</b>
A. Sources and Needs of Fund.....	159
B. The Projection of COGS and Operating Expenses .....	164
C. The Projection of Revenues .....	171
D. The Projection of Balance Sheet .....	173
E. The Projection of Income Statement .....	175
F. The Projection of Cash Flow .....	176
G. Break-even Point Analysis .....	177
H. The Investment Valuation .....	178
I. Financial Ratio.....	185
J. Risk Management.....	201
<b>CHAPTER VI CONCLUSION .....</b>	<b>205</b>
<b>BIBLIOGRAPHY .....</b>	<b>209</b>



## LIST OF TABLES

No.	Explanation	Page
1.	Number of Foreign Tourists in Indonesia (2014-2019).....	1
2.	Number of Domestic Coffee Consumption in Indonesia (2014-2019).....	3
3.	Gross Regional Domestic Product on Current Price Based on Business Sectors in Banten Province, 2017-2019.....	4
4.	Area and Population per District/City .....	5
5.	Banten Province, 2017-2019 .....	5
6.	Economic Growth per District/City (%).....	6
7.	Banten Province, 2019.....	6
8.	Questionnaire Data Processing Result in Profile of Respondents Section .....	30
9.	Questionnaire Data Processing Result in Market Condition Section .....	32
10.	Questionnaire Data Processing Result in Location and Facility Section.....	36
11.	Validity Test .....	39
12.	Reliability Test.....	42
13.	Questionnaire Data Processing Result in Product Section .....	42
14.	Questionnaire Data Processing Result in Price Section.....	46
15.	Questionnaire Data Processing Result in Distribution Section .....	48
16.	Questionnaire Data Processing Result in People Section.....	50
17.	Questionnaire Data Processing Result in Packaging Section .....	53
18.	Questionnaire Data Processing Result in Programming Section.....	55
19.	Questionnaire Data Processing Result in Promotion Section.....	57
20.	Questionnaire Data Processing Result in Partnership Section.....	59
21.	List of Direct Competitors of Lexitory Coffee Shop.....	62
22.	List of Indirect Competitors of Lexitory Coffee Shop .....	63
23.	SWOT Analysis Matrix of Lexitory Coffee Shop .....	73
24.	Generic Business Level Strategies.....	78
25.	Core Products of Lexitory Coffee Shop .....	80
26.	Menu Pricing of Lexitory Coffee Shop .....	87
27.	Packaging of Lexitory Coffee Shop.....	93
28.	Programming of Lexitory Coffee Shop .....	94
29.	Partnership of Lexitory Coffee Shop.....	95
30.	Monthly Inflation Rate in Indonesia.....	96
31.	Period of January 2018 – December 2020.....	96
32.	Front Liner Activities in Lexitory Coffee Shop.....	101
33.	Back Liner Activities in Lexitory Coffee Shop.....	102
34.	Customers Activities in Lexitory Coffee Shop.....	103
35.	Facilities in Lexitory Coffee Shop.....	104
36.	List of Equipment in the Kitchen Area of Lexitory Coffee Shop.....	107
37.	List of Equipment in the Bar Area of Lexitory Coffee Shop.....	108
38.	Functional Relationship Between Front Liner Activities and Facilities in Lexitory Coffee Shop .....	109

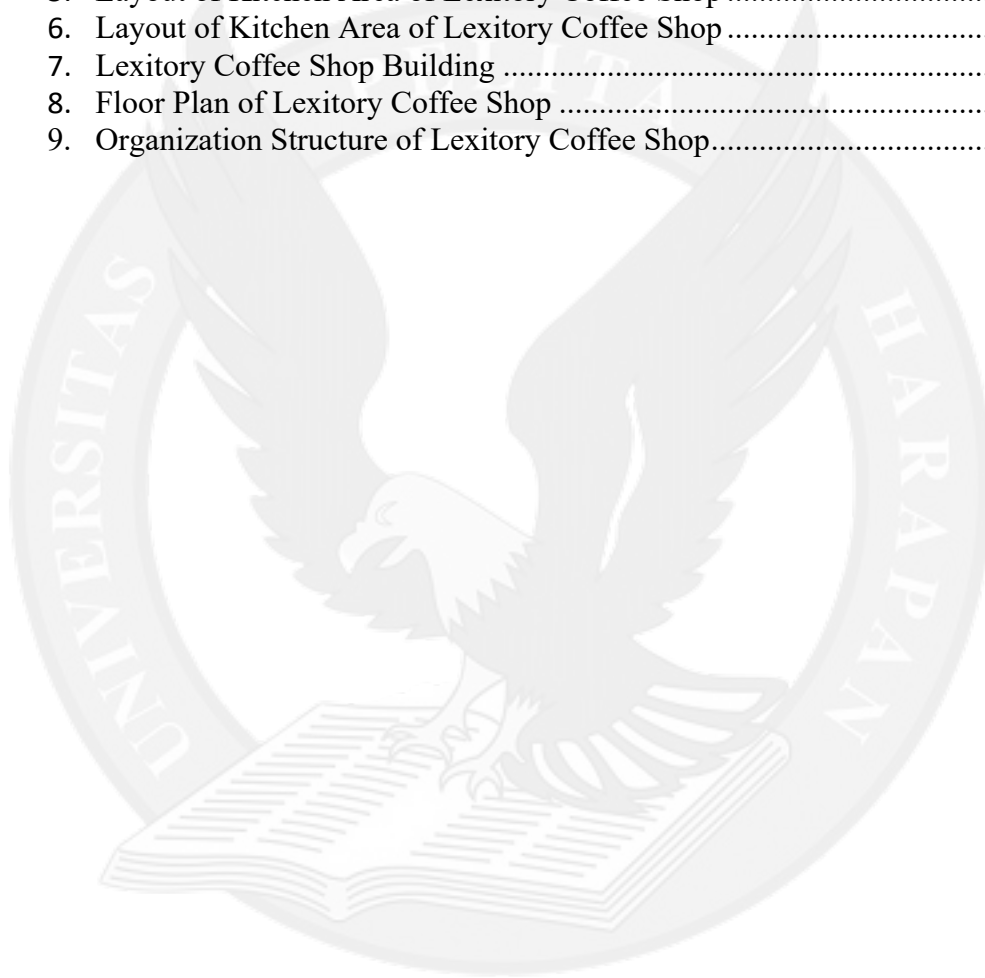
39. Functional Relationship Between Back Liner Activities and Facilities in Lexitory Coffee Shop .....	110
40. Functional Relationship Between Customer Activities and Facilities in Lexitory Coffee Shop .....	111
41. Space Needed for Facilities in Lexitory Coffee Shop .....	112
42. Location Comparison Analysis of Lexitory Coffee Shop .....	115
43. Technology Investment of Lexitory Coffee Shop .....	119
44. Job Analysis in Lexitory Coffee Shop.....	121
45. Operational Hour of Lexitory Coffee Shop .....	127
46. Kitchen Area Workload Analysis of Lexitory Coffee Shop.....	128
47. Service Area Workload Analysis of Lexitory Coffee Shop .....	128
48. Number of Manpower in Lexitory Coffee Shop.....	129
49. The employees working shift in Lexitory Coffee Shop.....	133
50. The Working Schedule of the Employees of Lexitory Coffee Shop .....	133
51. Total Basic Salary of the Employees of Lexitory Coffee Shop.....	138
52. Total Holiday Allowance of the Employees of Lexitory Coffee Shop.....	140
53. Calculation of <i>BPJS</i> Program Cost.....	143
54. Material of the Initial Training of Lexitory Coffee Shop .....	145
55. Material of the Special Development of Lexitory Coffee Shop .....	145
56. Estimated Cost for Training and Development Program of Lexitory Coffee Shop .....	146
57. Identities of Shareholders .....	149
58. Sources of Funds Details of Lexitory Coffee Shop .....	159
59. The Estimation of Initial Capital Expenditure of Lexitory Coffee Shop.....	160
60. Details of Renovation and Construction Expense .....	161
61. Details of Equipment Expense.....	161
62. Details of Supplies Expenses.....	162
63. Details of Pre-operating Expenses.....	163
64. The Estimation of COGS and Operational Expenses of Lexitory Coffee Shop .....	164
65. Projection of Salary and Wage Expense of Lexitory Coffee Shop.....	166
66. Projection of Overtime Compensation Expense of Lexitory Coffee Shop.....	166
67. Projection of Social Security Program Expense of Lexitory Coffee Shop.....	167
68. Projection of Utilities Expense of Lexitory Coffee Shop .....	168
69. Projection of Training and Development Expense of Lexitory Coffee Shop.....	169
70. Projection of Promotion and Programming Expense of Lexitory Coffee Shop .....	169
71. Projection of Repair and Maintenance Expense of Lexitory Coffee Shop.....	170
72. Projection of Printing and Stationary Expense of Lexitory Coffee Shop.....	170
73. Projection of CSR Expense of Lexitory Coffee Shop .....	171
74. Maximum customers in one year in Lexitory Coffee Shop.....	172
75. The Revenue Projection of Lexitory Coffee Shop.....	173
76. Summary of Balance Sheet Projection of Lexitory Coffee Shop Year 1 – 10.....	174
77. Summary of Income Statement Projection of Lexitory Coffee Shop Year 1 – 10.....	175
78. Summary of Cash Flow Projection of Lexitory Coffee Shop Year 1 – 10.....	176
79. Summary of BEP Analysis of Lexitory Coffee Shop Year 1 – 10 .....	177



80. Average Discount Rate .....	179
81. Payback Period Calculation .....	181
82. NPV of Lexitory Coffee Shop Ten Years Period .....	182
83. Current Ratio of Lexitory Coffee Shop Ten Years Period .....	186
84. Quick Ratio of Lexitory Coffee Shop Ten Years Period .....	186
85. Debt to Asset of Lexitory Coffee Shop Ten Years Period .....	187
86. Debt of Equity of Lexitory Coffee Shop Ten Years Period .....	188
87. Time Interest Earned of Lexitory Coffee Shop Ten Years Period .....	189
88. Gross Profit Margin of Lexitory Coffee Shop Ten Years Period .....	190
89. Net Profit Margin of Lexitory Coffee Shop Ten Years Period.....	191
90. Return of Total Asset of Lexitory Coffee Shop Ten Years Period.....	191
91. Return on Total Equity of Lexitory Coffee Shop Ten Years Period .....	192
92. Fixed Asset Turnover of Lexitory Coffee Shop Ten Years Period .....	193
93. Total Asset Turnover of Lexitory Coffee Shop Ten Years Period .....	194
94. Inventory Turnover of Lexitory Coffee Shop Ten Years Period.....	194
95. Day of Inventory of Lexitory Coffee Shop Ten Years Period.....	195
96. Food Cost Percentage of Lexitory Coffee Shop Ten Years Period .....	196
97. Beverage Cost Percentage of Lexitory Coffee Shop Ten Years Period .....	197
98. Labour Cost Percentage of Lexitory Coffee Shop Ten Years Period.....	197
99. Revenue per Employee Hour Worked of Lexitory Coffee Shop Ten Years Period.....	198
100. Cover per Employee Hour Worked of Lexitory Coffee Shop Ten Years Period.....	198
101. Seat Turnover of Lexitory Coffee Shop Ten Years Period .....	199
102. Average Spend per Head of Lexitory Coffee Shop Ten Years Period .....	200
103. Revenue Yield per Seat of Lexitory Coffee Shop Ten Years Period .....	200

## LIST OF PICTURES

No.	Explanation	Page
1.	Five Forces Porter Lexitory Coffee Shop .....	69
2.	Logo of Lexitory Coffee Shop .....	83
3.	Flowchart of Activities in Lexitory Coffee Shop .....	100
4.	Parking Lot of Lexitory Coffee Shop .....	106
5.	Layout of Kitchen Area of Lexitory Coffee Shop .....	106
6.	Layout of Kitchen Area of Lexitory Coffee Shop .....	108
7.	Lexitory Coffee Shop Building .....	112
8.	Floor Plan of Lexitory Coffee Shop .....	113
9.	Organization Structure of Lexitory Coffee Shop .....	132





## LIST OF APPENDIXES

No.	Explanation	Page
1.	Research Questionnaire .....	A-1
2.	Food and Beverage Cost.....	B-1
3.	Beginning Inventory .....	C-1
4.	Equipment and Supply.....	D-1
5.	Other Expenses .....	E-1
6.	Financial .....	F-1
7.	Suppliers .....	G-1
8.	Coffee Shop Design.....	H-1

