

TABLE OF CONTENTS

Page

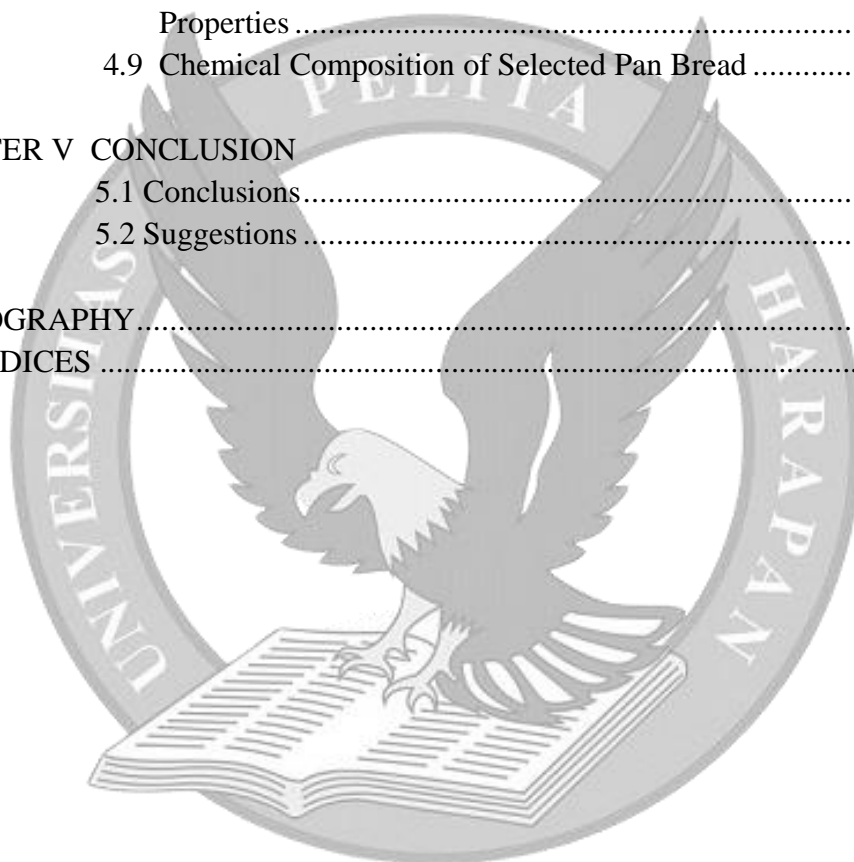
COVER PAGE	
FINAL ASSIGNMENT STATEMENT AND UPLOAD AGREEMENT	
APPROVAL BY THESIS SUPERVISOR	
APPROVAL LETTER BY EXAMINATION COMMITTEE	
ABSTRACT	v
ACKNOWLEDGEMENTS	vi
TABLE OF CONTENTS	viii
LIST OF TABLES.....	xiii
LIST OF FIGURES	xiv
LIST OF APPENDICES	xiii
CHAPTER I INTRODUCTION	
1.1 Background.....	1
1.2 Research Problem.....	2
1.3 Objectives	3
1.3.1 General Objectives.....	3
1.3.2 Specific Objectives.....	3
CHAPTER II LITERATURE REVIEW	
2.1 Gembili (<i>Dioscorea esculenta</i> L.).....	5
2.1.1 Chemical Composition of Gembili	6
2.2 Processing of Gembili	7
2.2.1 Gembili Flour.....	8
2.3 Starch.....	9
2.3.1 Gembili Starch.....	10
2.3.2 Starch Modification.....	11
2.3.3 Heat-Moisture Treatment	11
2.3.3.1 Effect of HMT on Starch	
Characteristics	12
2.4 Bread.....	13
2.4.1 Pan Bread.....	14
2.4.1.1 Physicochemical Changes During	
Breadmaking	14
2.4.2 Quality Parameters of Bread.....	16
2.4.3 Factors Affecting Quality of Pan Bread	17
2.4.4 Sponge Dough Method.....	17
CHAPTER III RESEARCH METHODOLOGY	
3.1 Materials and Equipment.....	20

3.2	Research Methodology	20
3.2.1	Procedure of Preliminary Step	20
3.2.2	Procedure of Main Research Stage I	22
3.2.3	Procedure of Main Research Stage II	23
3.3	Experimental Design	25
3.3.1	Main Research Stage I	25
3.3.2	Main Research Stage II	27
3.4	Analysis Procedure	28
3.4.1	Yield (AOAC, 2005)	28
3.4.2	Swelling Power (Afoakwa <i>et al.</i> , 2012; Retnowati <i>et al.</i> , 2018 with modification)	29
3.4.3	Solubility (Afoakwa <i>et al.</i> , 2012)	29
3.4.4	Lightness (Akissoe <i>et al.</i> , 2003)	29
3.4.5	Total Starch Content (AOAC, 2005)	30
3.4.6	Amylose Content (AOAC, 2005)	30
3.4.7	Amylopectin Content (AOAC, 2005)	30
3.4.8	Weight and Volume (Dooshima <i>et al.</i> , 2014)	30
3.4.9	Texture (AACC, 2000)	30
3.4.10	Moisture Content (AOAC, 2005)	32
3.4.11	Ash Content (AOAC, 2005)	32
3.4.12	Fat Content (AOAC, 2005)	33
3.4.13	Protein Content (AOAC, 2005)	34
3.4.14	Carbohydrate Content (AOAC, 2005)	34
3.4.15	Hedonic Test (Alamri <i>et al.</i> , 2022)	34
3.4.16	Scoring Test (Jalali <i>et al.</i> , 2019; Lestari <i>et al.</i> , 2019)	35

CHAPTER IV RESULTS AND DISCUSSION


4.1	Taxonomical Verification of Gembili Flour	36
4.2	Yield and Chemical and Physical Characteristics of Modified Gembili Flour	38
4.3	Results of Modified Gembili Flour Properties and Effect of HMT Temperature and Time on Physical Characteristics of Gembili Flour	38
4.3.1	Swelling Power of Modified Gembili Flour	38
4.3.2	Solubility of Modified Gembili Flour	40
4.3.3	Lightness of Modified Gembili Flour	40
4.4	Selected Temperature and Time of HMT based on Swelling Power of Modified Gembili Flour	41
4.5	Chemical Composition of Selected Modified Gembili Flour	44
4.6	Effect of Ratio of Wheat Flour to Selected Modified	

Gembili Flour on Physical Properties of Pan Bread	45
4.6.1 Weight.....	47
4.6.2 Hardness.....	49
4.6.3 Volume.....	50
4.6.4 Crust Lightness.....	51
4.6.5 Crumb Lightness.....	54
4.7 Effect of Ratio of Wheat Flour to Selected Modified Gembili Flour on Organoleptic Properties of Pan Bread	55
4.7.1 Scoring Values.....	55
4.7.2 Hedonic Values.....	58
4.8 Selected Pan Bread based on Physical and Organoleptic Properties	61
4.9 Chemical Composition of Selected Pan Bread	61
 CHAPTER V CONCLUSION	
5.1 Conclusions.....	63
5.2 Suggestions	64
 BIBLIOGRAPHY.....	63
APPENDICES	72



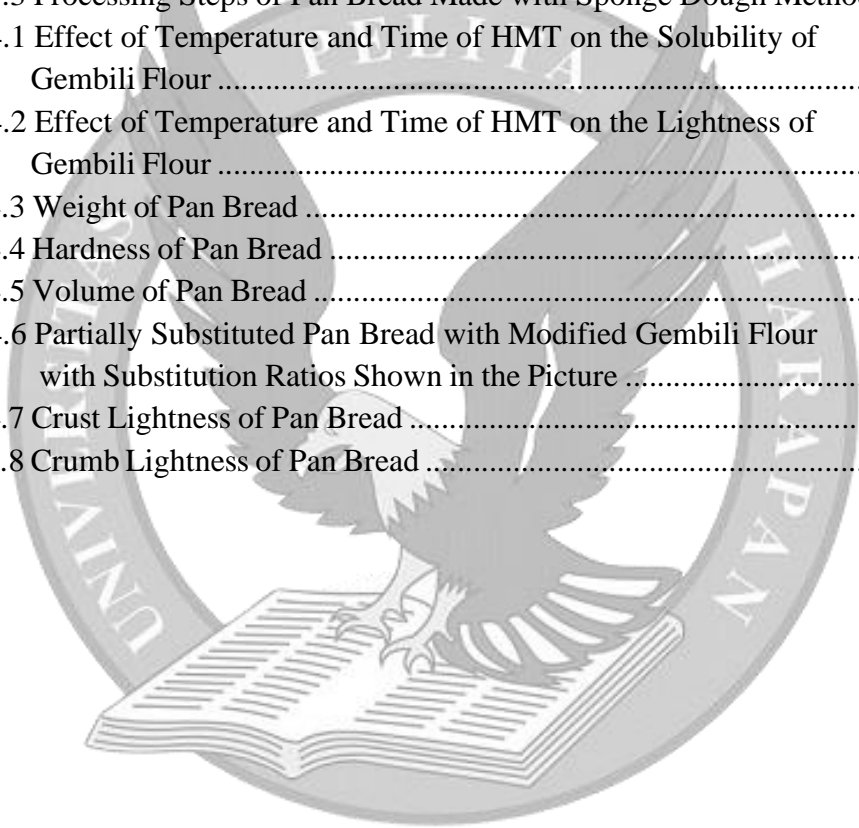
LIST OF TABLES

	Page
Table 2.1 Chemical Composition of Gembili (<i>Dioscorea esculenta</i> L.) per 100 g	7
Table 2.2 Chemical Composition of Gembili (<i>Dioscorea esculenta</i> L.) flour per 100 g	8
Table 2.3 Chemical Composition of Pan Bread	14
Table 2.4 Quality Parameters of White Bread	15
Table 3.1 Formulation and Ingredient of Pan Bread	24
Table 3.2 Experimental Design of Main Research Stage I	25
Table 3.3 Experimental Design of Main Research Stage II	25
Table 3.4 7-point Hedonic Test Scale	33
Table 3.5 Scoring Test Scale	33
Table 4.1 Effect of Time of HMT on the Swelling Power of Gembili Flour	35
Table 4.2 Chemical Composition of Gembili Flour	41
Table 4.3 Values of Scoring Test of Pan Bread	51
Table 4.4 Values of Hedonic Test of Pan Bread	54



LIST OF FIGURES

	Page
Figure 2.1 Gembili Plant (a).....	6
Figure 2.1 Gembili Tubers (b).....	6
Figure 2.2 Illustration of Starch Polymer Chain Rearrangement During HMT	14
Figure 2.3 Pan Bread	14
Figure 2.4 Sponge Dough Method	16
Figure 3.1 Processing Steps of Gembili Flour	20
Figure 3.2 Processing Steps of Gembili Flour with HMT Modification	22
Figure 3.3 Processing Steps of Pan Bread Made with Sponge Dough Method	23
Figure 4.1 Effect of Temperature and Time of HMT on the Solubility of Gembili Flour	37
Figure 4.2 Effect of Temperature and Time of HMT on the Lightness of Gembili Flour	38
Figure 4.3 Weight of Pan Bread	44
Figure 4.4 Hardness of Pan Bread	45
Figure 4.5 Volume of Pan Bread	47
Figure 4.6 Partially Substituted Pan Bread with Modified Gembili Flour with Substitution Ratios Shown in the Picture	48
Figure 4.7 Crust Lightness of Pan Bread	49
Figure 4.8 Crumb Lightness of Pan Bread	50



LIST OF APPENDICES

	Page
Appendix A Taxonomical Verification of Gembili (<i>Dioscorea esculenta</i> L.)	
Result of Gembili Identification	A-1
Statement Letter for Plant Material Identification Result	A-2
Appendix B Physical Characteristic of Modified Gembili Flour	
Swelling Power of Gembili Flour	B-1
Statistical Analysis of Swelling Power of Gembili Flour	B-5
Solubility of Gembili Flour	B-7
Statistical Analysis of Solubility of Gembili Flour	B-11
Lightness of Gembili Flour	B-13
Statistical Analysis of Lightness of Gembili Flour	B-17
Appendix C Chemical Composition of Modified Gembili Flour	
Moisture Content of Modified Gembili Flour	C-1
Statistical Analysis for Moisture Content of Modified Gembili Flour.....	C-6
Fat Content of Modified Gembili Flour	C-7
Statistical Analysis for Fat Content of Modified Gembili Flour	C-8
Protein Content of Modified Gembili Flour	C-9
Statistical Analysis for Protein Content of Modified Gembili Flour	C-10
Ash Content of Modified Gembili Flour	C-11
Statistical Analysis for Ash Content of Modified Gembili Flour	C-12
Carbohydrate Content of Modified Gembili Flour	C-13
Statistical Analysis for Carbohydrate Content of Modified Gembili Flour	C-14
Starch and Amylose Content Result from External Laboratory	C-15
Starch Content of Modified Gembili Flour	C-17
Amylose Content of Modified Gembili Flour	C-17
Amylopectin Content of Modified Gembili Flour	C-18
Statistical Analysis for Starch Content of Modified Gembili Flour	C-19
Statistical Analysis for Amylose Content of Modified Gembili Flour ...	C-19
Statistical Analysis for Amylopectin Content of Modified Gembili Flour	C-20
Yield of Gembili Flour	C-21
Appendix D Physical Properties of Pan Bread	
Weight of Pan Bread	D-1
Statistical Analysis of Weight of Pan Bread	D-2
Volume of Pan Bread	D-3
Statistical Analysis of Volume of Pan Bread	D-4
Hardness of Pan Bread	D-5
Statistical Analysis of Hardness of Pan Bread	D-6
Crust Lightness of Pan Bread	D-7

Statistical Analysis of Crust Lightness of Pan Bread	D-8
Crumb Lightness of Pan Bread	D-9
Statistical Analysis of Crumb Lightness of Pan Bread	D-10

Appendix E Scoring Test of Pan Bread Partially Substituted with HMT

Modified Gembili Flour

Example of Scoring Test Questionnaire	E-1
Results of Scoring Test on Crust Colour	E-2
Results of Scoring Test on Crust Colour (Average of 2 replications)	E-4
Statistical Analysis of Scoring Test on Crust Colour	E-4
Results of Scoring Test on Crumb Colour	E-5
Results of Scoring Test on Crumb Colour (Average of 2 replications)	E-7
Statistical Analysis of Scoring Test on Crumb Colour	E-7
Results of Scoring Test on Firmness	E-8
Results of Scoring Test on Firmness (Average of 2 replications)	E-10
Statistical Analysis of Scoring Test on Firmness	E-10
Results of Scoring Test on Aroma	E-11
Results of Scoring Test on Aroma (Average of 2 replications)	E-13
Statistical Analysis of Scoring Test on Aroma	E-13
Results of Scoring Test on Taste	E-14
Results of Scoring Test on Taste (Average of 2 replications)	E-15
Statistical Analysis of Scoring Test on Taste	E-15

Appendix F Hedonic Test of Pan Bread Partially Substituted with HMT

Modified Gembili Flour

Example of Hedonic Test Questionnaire	F-1
Results of Hedonic Test on Crust Colour	F-2
Results of Hedonic Test on Crust Colour (Average of 2 replications)	F-4
Statistical Analysis of Hedonic Test on Crust	F-4
Results of Hedonic Test on Crumb Colour	F-5
Results of Hedonic Test on Crumb Colour (Average of 2 replications)	F-7
Statistical Analysis of Hedonic Test on Crumb Colour	F-7
Results of Hedonic Test on Firmness	F-8
Results of Hedonic Test on Firmness (Average of 2 replications)	F-10
Statistical Analysis of Hedonic Test on Firmness	F-10
Results of Hedonic Test on Aroma	F-11
Results of Hedonic Test on Aroma (Average of 2 replications)	F-13
Statistical Analysis of Hedonic Test on Aroma	F-13
Results of Hedonic Test on Taste	F-14
Results of Hedonic Test on Taste (Average of 2 replications)	F-15
Statistical Analysis of Hedonic Test on Taste	F-15

Appendix G Chemical Composition of Selected Pan Bread	
Moisture Content of Selected Pan Bread	G-1
Statistical Analysis Result on Moisture Content of Selected Pan Bread	G-2
Ash Content of Selected Pan Bread	G-3
Statistical Analysis Result on Ash Content of Selected Pan Bread	G-4
Result of Protein and Fat Analysis of Pan Bread (Replication 1) from External Laboratory	G-5
Result of Protein and Fat Analysis of Pan Bread (Replication 2) from External Laboratory	G-5
Result of Protein and Fat Analysis of Pan Bread (Replication 2) from External Laboratory	G-5
Carbohydrate Content of Selected Pan Bread	G-5
Statistical Analysis Result on Carbohydrate Content of Selected Pan Bread	G-5

Appendix H Research Documentation	
Gembili	H-1
Peeled Gembili	H-1
Sliced Gembili	H-2
Sliced Gembili Before Drying	H-2
Sliced Gembili After Drying	H-3
Unmodified and HMT Modified Gembili Flour	H-5
Pan Bread Dough After Final Proofing	H-6
Pan Bread After Baking	H-6
Slices of Pan Bread	H-6

