

# TABLE OF CONTENTS

Page Number

**TITLE PAGE**

**FINAL ASSIGNMENT ADVISOR'S STATEMENT OF AGREEMENT**

**PREFACE**


**LIST OF FIGURES**

**LIST OF TABLES**

**LIST OF APPENDIXES**

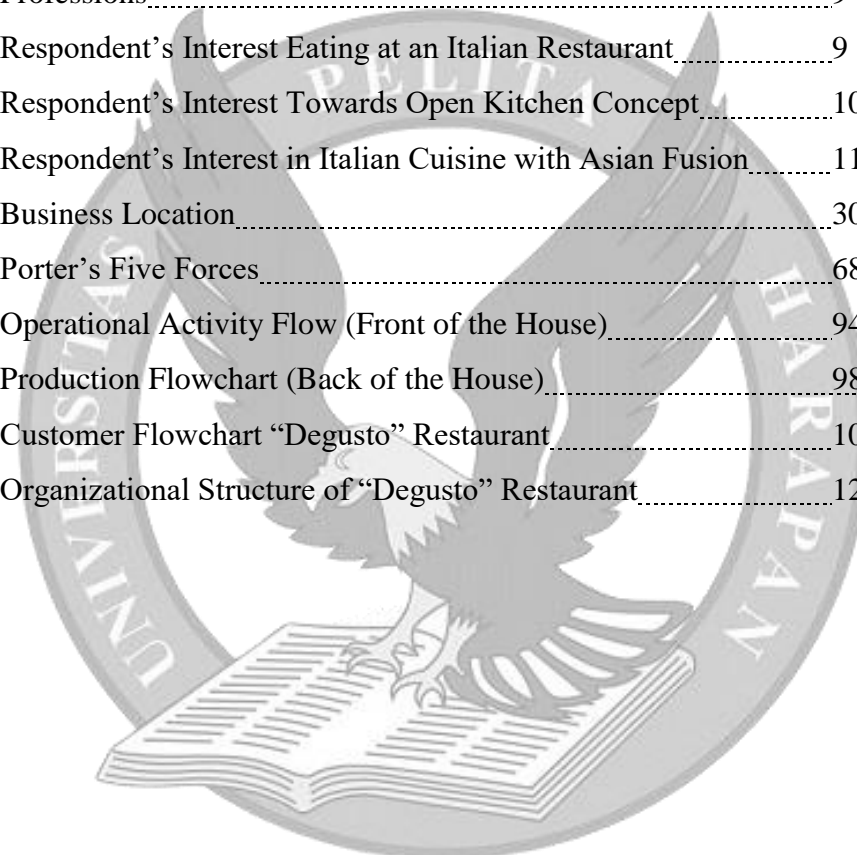
<b>TABLE OF CONTENTS</b> .....	<b>vii</b>
<b>CHAPTER I</b> .....	<b>1</b>
<b>INTRODUCTION</b> .....	<b>1</b>
<b>A. The Initial Idea</b> .....	<b>1</b>
<b>B. The Objectives</b> .....	<b>12</b>
<b>C. Research Methodology</b> .....	<b>15</b>
<b>D. Theoretical Conceptual Review</b> .....	<b>25</b>
<b>CHAPTER II</b> .....	<b>32</b>
<b>MARKET AND MARKETING ASPECT</b> .....	<b>32</b>
<b>A. Demand Analysis</b> .....	<b>32</b>
<b>B. Supply Analysis</b> .....	<b>61</b>
<b>C. Segmentation, Targets and Business Position in the Market</b> .....	<b>72</b>
<b>D. Marketing Mix</b> .....	<b>76</b>
<b>E. Economic, Social, Legal and Political Aspects, Environment and Technology</b>	<b>89</b>
<b>CHAPTER III</b> .....	<b>93</b>
<b>OPERATIONAL ASPECTS</b> .....	<b>93</b>
<b>A. Aspects of Types of Activities and Facilities</b> .....	<b>93</b>
<b>B. Analysis of Function Relationships Between Activities and Facility</b> .....	<b>105</b>
<b>C. The Calculation of Space Needed For The Facilities</b> .....	<b>107</b>
<b>D. Location Selection</b> .....	<b>108</b>
<b>E. Usage of Technology</b> .....	<b>109</b>
<b>CHAPTER IV</b> .....	<b>111</b>
<b>ORGANIZATION AND HUMAN RESOURCES ASPECT</b> .....	<b>111</b>

A. Organizational Aspects.....	111
B. Human Resource Development .....	124
C. Legal Aspect .....	139
<b>CHAPTER V .....</b>	<b>154</b>
<b>FINANCIAL ASPECT .....</b>	<b>154</b>
A. Sources and Needs of Funds .....	154
B. The Projection of Operating Expense .....	156
C. The Projection of Revenues.....	159
D. The Projection of Balance Sheet .....	160
E. The Projection of Income Statement.....	162
F. Cash Flow Projected .....	163
G. Break-even Point Analysis .....	163
H. The Investment Valuation.....	163
I. Financial Report Ratio Analysis.....	166
<b>CHAPTER VI.....</b>	<b>179</b>
<b>CONCLUSION.....</b>	<b>179</b>
<b>BIBLIOGRAPHY .....</b>	<b>184</b>



## LIST OF FIGURES


No.	Description	Page Number
1.	10 Provinsi dengan Jumlah Usaha Penyedia Makanan & Minuman terbanyak (2020).....	6
2.	PDB Industri Makanan dan Minuman.....	7
3.	Domicile.....	8
4..	Age.....	8
5.	Professions.....	9
6.	Respondent's Interest Eating at an Italian Restaurant.....	9
7.	Respondent's Interest Towards Open Kitchen Concept.....	10
8.	Respondent's Interest in Italian Cuisine with Asian Fusion.....	11
9.	Business Location.....	30
10.	Porter's Five Forces.....	68
11.	Operational Activity Flow (Front of the House).....	94
12.	Production Flowchart (Back of the House).....	98
13.	Customer Flowchart "Degusto" Restaurant.....	101
14.	Organizational Structure of "Degusto" Restaurant.....	121



## LIST OF TABLES

<b>No.</b>	<b>Description</b>	<b>Page Number</b>
1.	Foreign Tourist Visits in Year 2020.....	2
2.	Foreign Tourist Visits in Year 2021.....	3
3.	Foreign Tourist Visits in Year 2022.....	4
4.	Yearly Indonesian Gross Domestic Product.....	5
5.	2019 Food and Beverage Revenue in DKI Jakarta.....	5
6.	Likert Scale.....	21
7.	Respondent Profile Questionnaire Result.....	33
8.	Marketing Analysis.....	36
9.	Product Questionnaire Result.....	42
10.	Price Questionnaire Result.....	45
11.	Place Questionnaire Result.....	47
12.	Promotion Questionnaire Result.....	49
13.	People Questionnaire Result.....	51
14.	Programming Questionnaire Result.....	54
15.	Packaging Questionnaire Result.....	55
16.	Partnership Questionnaire Result.....	57
17.	Number of Companies According to Degency/City 2017 – 2019.....	60
18.	Indirect Competitors.....	64
19.	Direct Competitors.....	67
20.	SWOT Matrix of Degusto.....	71
21.	Degusto's Menu.....	78
22.	Indonesia: Unemployment rate from 1999 to 2021.....	89
23.	Inflation Rate Indonesia.....	90
24.	Facilities of “Degusto” Restaurant.....	103
25.	Functional Relationship between Operational Activities and Facilities	105
26.	Functional Relationship Between Production Activities and Facilities	106
27.	Functional Relationship Between Customer Activities and Facilities	106
28.	Space Needed for Degusto	107
29.	Location Selection Comparison	108

30.	Technology Usage of Degusto	110
31.	Job Analysis of Deugsto Restaurant	112
32.	Staffing for Degusto Restaurant	122
33.	Degusto Shift Schedule	123
34.	Staff Working Schedule	124
35.	Staff Salaries	124
36.	Social Security Program	133
37.	Health Insurance Program	136
38.	Owner's Equity	136
39.	Degusto Sources of Fund	140
40.	First Year Projection of Sales for Degusto	160



## LIST OF APPENDIXES

No.	Description	Page Number
1.	Research Questionnaire.....	A-1
2.	Layout & Design.....	B-1
3.	Restaurant Items.....	C-1
4.	Food and Beverage Cost.....	D-1
5.	List of Suppliers.....	E-1
6.	Financial Statement.....	F-1

