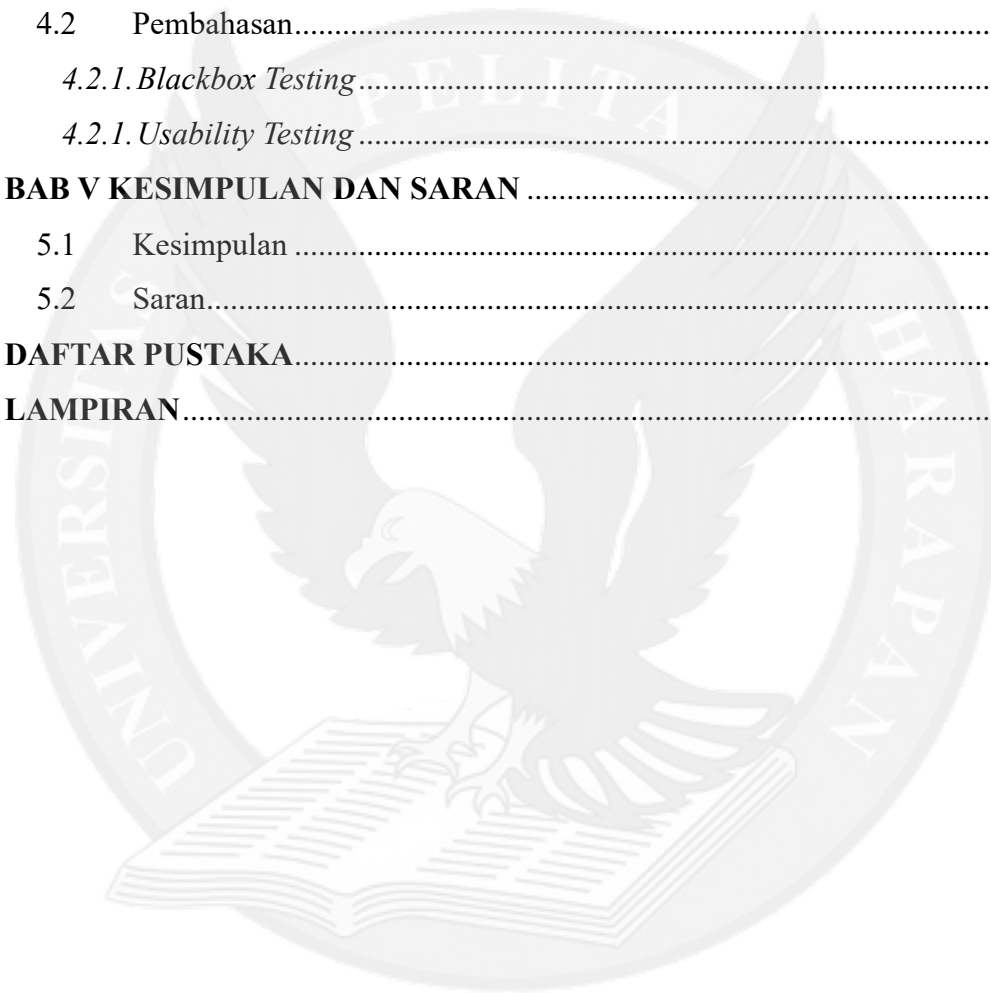


DAFTAR ISI

	halaman
PERSETUJUAN DOSEN PEMBIMBING TUGAS AKHIR	ii
PERSETUJUAN TIM PENGUJI TUGAS AKHIR	iii
ABSTRAK	iv
ABSTRACT	v
KATA PENGANTAR	vi
DAFTAR ISI	viii
DAFTAR GAMBAR	x
DAFTAR TABEL	xiii
DAFTAR LAMPIRAN	xiv
BAB I PENDAHULUAN	1
1.1 Latar Belakang Masalah.....	1
1.2 Rumusan Masalah	4
1.3 Tujuan Penelitian.....	4
1.4 Batasan Masalah.....	4
1.5 Manfaat Penelitian	5
1.6 Metodologi Penelitian	5
1.7 Sistematika Penelitian	7
BAB II LANDASAN TEORI	9
2.1 Media Pembelajaran.....	9
2.2 Dasar Teori Musik.....	10
2.3 <i>Website</i>	11
2.4 <i>Responsive Web Design</i>	11
2.5 <i>Rapid Application Development</i>	13
2.6 <i>Unified Modeling Language</i>	15
2.7 <i>Black Box Testing</i>	16
2.8 <i>Usability Testing</i>	17
2.9 Studi Pendahuluan.....	19
BAB III ANALISIS DAN PERANCANGAN SISTEM	21

3.1	Analisis Kebutuhan Sistem	21
3.1.1	Pemodelan Fungsional Sistem.....	23
3.1.2	Pemodelan Non Fungsional.....	29
3.2	Perancangan Sistem	30
BAB IV HASIL DAN PEMBAHASAN		57
4.1	Hasil Penelitian	57
4.2	Pembahasan.....	94
4.2.1.	<i>Blackbox Testing</i>	94
4.2.1.	<i>Usability Testing</i>	98
BAB V KESIMPULAN DAN SARAN		102
5.1	Kesimpulan	102
5.2	Saran.....	103
DAFTAR PUSTAKA.....		103
LAMPIRAN.....		A-1

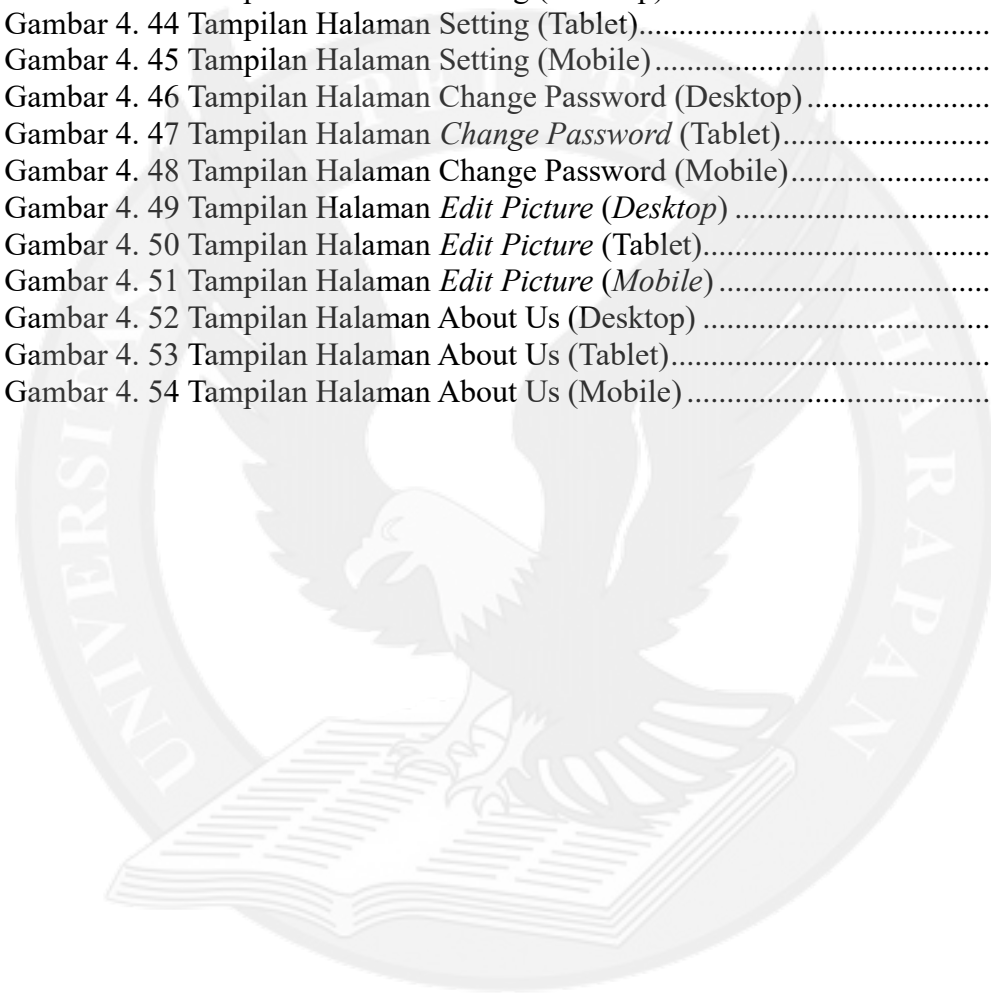


DAFTAR GAMBAR

	Halaman
Gambar 2. 1 Diagram <i>Rapid Application Development</i>	14
Gambar 3. 1 Use Case Sistem Pembelajaran Dasar Teori Musik	23
Gambar 3. 2 Activity Diagram Pembelajaran	26
Gambar 3. 3 Class Diagram Sistem Pembelajaran Dasar Teori Musik.....	27
Gambar 3. 4 Sequence Diagram Melakukan Pembelajaran.....	28
Gambar 3. 5 Sequence Diagram Melakukan Edit Profil.....	28
Gambar 3. 6 Tampilan Halaman Login (Desktop).....	30
Gambar 3. 7 Tampilan Halaman Login (Tablet)	30
Gambar 3. 8 Tampilan Halaman Login (Mobile).....	31
Gambar 3. 9 Tampilan Halaman <i>Register</i> (Desktop)	31
Gambar 3. 10 Tampilan Halaman <i>Register</i> (Tablet).....	32
Gambar 3. 11 Tampilan Halaman Register (Mobile)	32
Gambar 3. 12 Tampilan Halaman <i>Home</i> (Desktop)	33
Gambar 3. 13 Tampilan Halaman <i>Home</i> (Tablet)	34
Gambar 3. 14 Tampilan Halaman <i>Home</i> (Mobile).....	35
Gambar 3. 15 Tampilan Halaman <i>Learning</i> (Desktop)	36
Gambar 3. 16 Tampilan Halaman <i>Learning</i> (Tablet)	36
Gambar 3. 17 Tampilan Halaman <i>Learning</i> (Mobile).....	37
Gambar 3. 18 Tampilan Halaman <i>Learning Topic</i> (Desktop)	37
Gambar 3. 19 Tampilan Halaman <i>Learning Topic</i> (Tablet)	38
Gambar 3. 20 Tampilan Halaman <i>Learning Topic</i> (Mobile).....	38
Gambar 3. 21 Tampilan <i>Quiz</i> pada Halaman <i>Learning</i> (Desktop).....	39
Gambar 3. 22 Tampilan <i>Quiz</i> pada Halaman <i>Learning</i> (Tablet).....	39
Gambar 3. 23 Tampilan <i>Quiz</i> pada Halaman <i>Learning</i> (Mobile).....	40
Gambar 3. 24 Tampilan Halaman Modal Selesai Mengerjakan <i>Quiz</i> (Desktop) .	40
Gambar 3. 25 Tampilan Halaman Modal Selesai Mengerjakan <i>Quiz</i> (Tablet)	41
Gambar 3. 26 Tampilan Halaman Modal Selesai Mengerjakan <i>Quiz</i> (Mobile)...	41
Gambar 3. 27 Tampilan Halaman <i>Exercise</i> (Desktop).....	42
Gambar 3. 28 Tampilan Halaman <i>Exercise</i> (Tablet)	42
Gambar 3. 29 Tampilan Halaman <i>Exercise</i> (Mobile)	43
Gambar 3. 30 Tampilan Halaman <i>Practice</i> (Desktop).....	43
Gambar 3. 31 Tampilan Halaman <i>Practice</i> (Tablet)	44
Gambar 3. 32 Tampilan Halaman <i>Practice</i> (Mobile).....	44
Gambar 3. 33 Tampilan Halaman Modal <i>Exercise</i> (Desktop).....	45
Gambar 3. 34 Tampilan Halaman Modal <i>Exercise</i> (Tablet).....	45
Gambar 3. 35 Tampilan Halaman Modal <i>Exercise</i> (Mobile)	46
Gambar 3. 36 Tampilan Halaman <i>Exercise Scoring Passed</i> (Desktop)	46
Gambar 3. 37 Tampilan Halaman <i>Exercise Scoring Passed</i> (Tablet)	47
Gambar 3. 38 Tampilan Halaman <i>Exercise Scoring Passed</i> (Mobile).....	47
Gambar 3. 39 Tampilan Halaman <i>Exercise Scoring – Fail</i> (Desktop).....	48
Gambar 3. 40 Tampilan Halaman <i>Exercise Scoring – Fail</i> (Tablet).....	48
Gambar 3. 41 Tampilan Halaman <i>Exercise Scoring – Fail</i> (Mobile).....	49

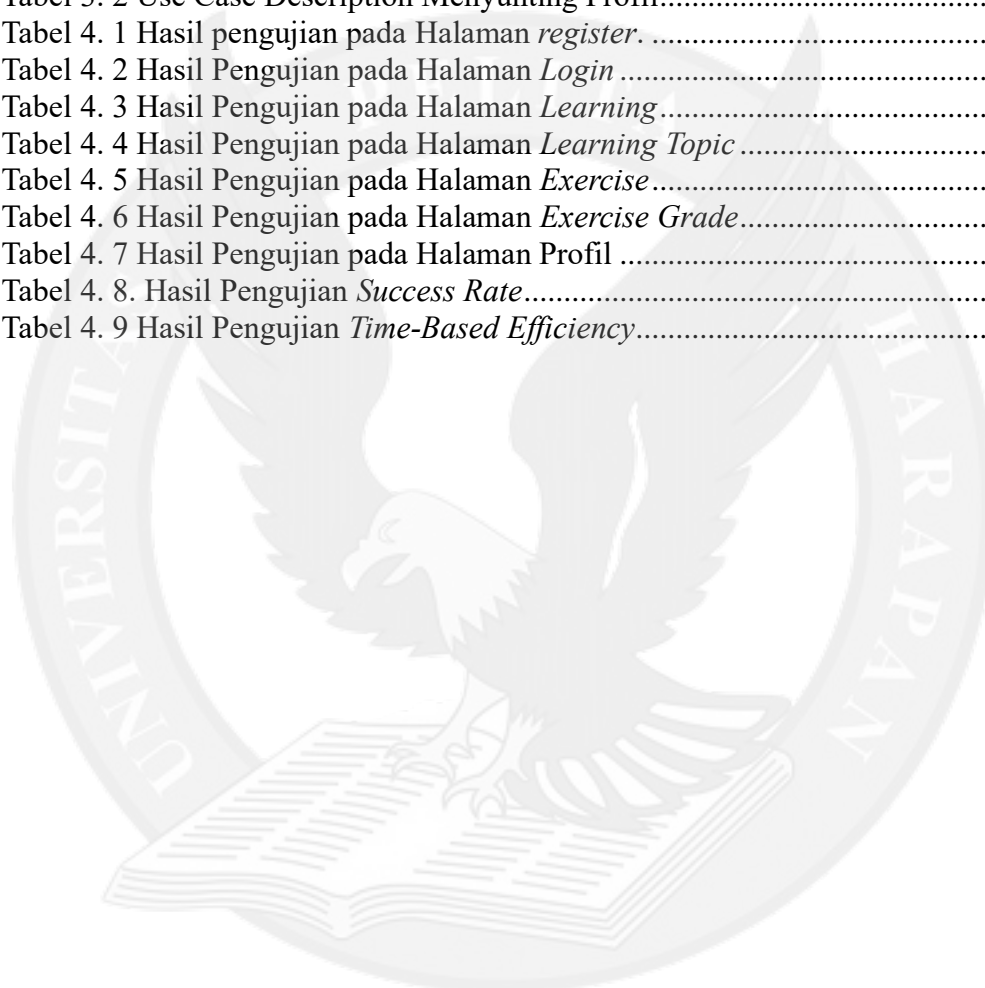
Gambar 3. 42 Tampilan Halaman <i>Exercise Preview Answer (Desktop)</i>	49
Gambar 3. 43 Tampilan Halaman <i>Exercise Preview Answer (Tablet)</i>	50
Gambar 3. 44 Tampilan Halaman <i>Exercise Preview Answer (Mobile)</i>	51
Gambar 3. 45 Tampilan Halaman <i>Setting (Desktop)</i>	52
Gambar 3. 46 Tampilan Halaman <i>Setting (Tablet)</i>	52
Gambar 3. 47 Tampilan Halaman <i>Setting (Mobile)</i>	53
Gambar 3. 48 Tampilan Halaman <i>About Us (Desktop)</i>	53
Gambar 3. 49 Tampilan Halaman <i>About Us (Tablet)</i>	54
Gambar 3. 50 Tampilan Halaman <i>About Us (Mobile)</i>	54
Gambar 3. 51 Tampilan Halaman <i>Change Password (Desktop)</i>	55
Gambar 3. 52 Tampilan Halaman <i>Change Password (Tablet)</i>	55
Gambar 3. 53 Tampilan Halaman <i>Change Password (Mobile)</i>	56
Gambar 4. 1 Tampilan Halaman <i>Home - Sebelum Login (Desktop)</i>	58
Gambar 4. 2 Tampilan Halaman <i>Home - Sebelum Login (Tablet)</i>	59
Gambar 4. 3 Tampilan Halaman <i>Home - Sebelum Login (Mobile)</i>	60
Gambar 4. 4 Tampilan Halaman <i>Register (Desktop)</i>	61
Gambar 4. 5 Tampilan Halaman <i>Register (Tablet)</i>	61
Gambar 4. 6 Tampilan Halaman <i>Register (Mobile)</i>	62
Gambar 4. 7 Tampilan Halaman <i>Login (Desktop)</i>	62
Gambar 4. 8 Tampilan Halaman <i>Login (Tablet)</i>	63
Gambar 4. 9 Tampilan Halaman <i>Login (Mobile)</i>	63
Gambar 4. 10 Tampilan Halaman <i>Home - Setelah Login (Desktop)</i>	64
Gambar 4. 11 Tampilan Halaman <i>Home - Setelah Login (Tablet)</i>	65
Gambar 4. 12 Tampilan Halaman <i>Home - Setelah Login (Mobile)</i>	66
Gambar 4. 13 Tampilan Halaman <i>Learning (Desktop)</i>	67
Gambar 4. 14 Tampilan Halaman <i>Learning (Tablet)</i>	68
Gambar 4. 15 Tampilan Halaman <i>Learning (Mobile)</i>	69
Gambar 4. 16 Tampilan Halaman <i>Learning Topic (Desktop)</i>	70
Gambar 4. 17 Tampilan Halaman <i>Learning Topic (Tablet)</i>	71
Gambar 4. 18 Tampilan Halaman <i>Learning Topic (Mobile)</i>	72
Gambar 4. 19 Tampilan Halaman <i>Quiz (Desktop)</i>	73
Gambar 4. 20 Tampilan Halaman <i>Quiz (Tablet)</i>	73
Gambar 4. 21 Tampilan Halaman <i>Quiz (Mobile)</i>	74
Gambar 4. 22 Tampilan Halaman <i>Setelah Menyelesaikan Quiz (Desktop)</i>	75
Gambar 4. 23 Tampilan Halaman <i>Setelah Menyelesaikan Quiz (Tablet)</i>	75
Gambar 4. 24 Tampilan Halaman <i>Setelah Menyelesaikan Quiz (Mobile)</i>	76
Gambar 4. 25 Tampilan Halaman <i>Exercise (Desktop)</i>	76
Gambar 4. 26 Tampilan Halaman <i>Exercise (Tablet)</i>	77
Gambar 4. 27 Tampilan Halaman <i>Exercise (Mobile)</i>	77
Gambar 4. 28 Tampilan Halaman <i>Practice (Desktop)</i>	78
Gambar 4. 29 Tampilan Halaman <i>Practice (Tablet)</i>	78
Gambar 4. 30 Tampilan Halaman <i>Practice (Mobile)</i>	79
Gambar 4. 31 Tampilan Halaman <i>Submit Exercise (Desktop)</i>	80
Gambar 4. 32 Tampilan Halaman <i>Submit Exercise (Tablet)</i>	80
Gambar 4. 33 Tampilan Halaman <i>Submit Exercise (Mobile)</i>	81
Gambar 4. 34 Tampilan Halaman <i>Exercise Scoring Passed (Desktop)</i>	82

Gambar 4. 35 Tampilan Halaman <i>Exercise Scoring Passed</i> (Tablet)	82
Gambar 4. 36 Tampilan Halaman <i>Exercise Scoring Passed</i> (Mobile).....	83
Gambar 4. 37 Tampilan Halaman <i>Exercise Scoring – Fail</i> (Desktop).....	83
Gambar 4. 38 Tampilan Halaman <i>Exercise Scoring – Fail</i> (Tablet).....	84
Gambar 4. 39 Tampilan Halaman <i>Exercise Scoring – Fail</i> (Mobile).....	84
Gambar 4. 40 Tampilan Halaman <i>Exercise Preview Answer</i> (Desktop)	85
Gambar 4. 41 Tampilan Halaman <i>Exercise Preview Answer</i> (Tablet).....	86
Gambar 4. 42 Tampilan Halaman <i>Exercise Preview Answer</i> (Mobile)	87
Gambar 4. 43 Tampilan Halaman <i>Setting</i> (Desktop)	88
Gambar 4. 44 Tampilan Halaman <i>Setting</i> (Tablet).....	89
Gambar 4. 45 Tampilan Halaman <i>Setting</i> (Mobile).....	89
Gambar 4. 46 Tampilan Halaman <i>Change Password</i> (Desktop).....	89
Gambar 4. 47 Tampilan Halaman <i>Change Password</i> (Tablet).....	90
Gambar 4. 48 Tampilan Halaman <i>Change Password</i> (Mobile).....	90
Gambar 4. 49 Tampilan Halaman <i>Edit Picture</i> (Desktop)	91
Gambar 4. 50 Tampilan Halaman <i>Edit Picture</i> (Tablet).....	91
Gambar 4. 51 Tampilan Halaman <i>Edit Picture</i> (Mobile)	92
Gambar 4. 52 Tampilan Halaman <i>About Us</i> (Desktop)	92
Gambar 4. 53 Tampilan Halaman <i>About Us</i> (Tablet).....	93
Gambar 4. 54 Tampilan Halaman <i>About Us</i> (Mobile).....	93



DAFTAR TABEL

	halaman
Tabel 2. 1 Elemen dalam <i>Use Case Diagram</i>	15
Tabel 2. 2 Penelitian Terdahulu.....	19
Tabel 3. 1 Use Case Description Melakukan Pembelajaran.....	23
Tabel 3. 2 Use Case Description Menyunting Profil.....	24
Tabel 4. 1 Hasil pengujian pada Halaman <i>register</i>	94
Tabel 4. 2 Hasil Pengujian pada Halaman <i>Login</i>	95
Tabel 4. 3 Hasil Pengujian pada Halaman <i>Learning</i>	96
Tabel 4. 4 Hasil Pengujian pada Halaman <i>Learning Topic</i>	96
Tabel 4. 5 Hasil Pengujian pada Halaman <i>Exercise</i>	97
Tabel 4. 6 Hasil Pengujian pada Halaman <i>Exercise Grade</i>	97
Tabel 4. 7 Hasil Pengujian pada Halaman Profil	98
Tabel 4. 8. Hasil Pengujian <i>Success Rate</i>	99
Tabel 4. 9 Hasil Pengujian <i>Time-Based Efficiency</i>	100



DAFTAR LAMPIRAN

	halaman
Lampiran A: Transkrip Wawancara.....	A-1
Lampiran B: <i>Black Box Testing Test Report</i>	B-1
Lampiran C: <i>Usability Test Plan</i>	C-1
Lampiran D: <i>Source Code</i> (Kode Program).....	D-1
Lampiran E: <i>User Guide Application</i>	E-1

