


## TABLE OF CONTENT

	page
<b>COVER PAGE</b>	
<b>TITLE PAGE</b>	
<b>FINAL ASSIGNMENT STATEMENT AND UPLOAD AGREEMENT .....</b>	<b>III</b>
<b>APPROVAL PAGE BY FINAL PAPER ADVISOR.....</b>	<b>IV</b>
<b>APPROVAL PAGE BY FINAL PAPER DEFENSE COMMITTEE.....</b>	<b>V</b>
<b>ABSTRACT .....</b>	<b>VI</b>
<b>ABSTRAK .....</b>	<b>VII</b>
<b>PREFACE.....</b>	<b>VIII</b>
<b>TABLE OF CONTENT .....</b>	<b>X</b>
<b>LIST OF TABLES .....</b>	<b>XIV</b>
<b>LIST OF FIGURES .....</b>	<b>XVI</b>
<b>LIST OF APPENDICES .....</b>	<b>XVII</b>
<b>CHAPTER I INTRODUCTION.....</b>	<b>1</b>
1.1. Background of the Study .....	1
1.2. Problem Limitation.....	11
1.3. Problem Formulation .....	12
1.4. Objective of the Research.....	12
1.5. Benefit of the Research.....	13
1.5.1. Theoretical Benefit .....	13
1.5.2. Practical Benefit .....	13
<b>CHAPTER II LITERATURE REVIEW AND HYPOTHESIS</b>	
<b>DEVELOPMENT .....</b>	<b>15</b>
2.1. Theoretical Background.....	15
2.1.1. Hospitality Industry .....	15
2.1.1.1. Understanding of Hospitality Industry.....	15
2.1.1.2. Types of Hospitality Industry.....	16
2.1.1.3. Factors that Influence the Success of Hospitality Industry ....	17

2.1.1.4.	The Digital Marketing in Hospitality Industry .....	18
2.1.2.	Food and Beverage Industry.....	19
2.1.2.1.	Understanding of Food and Beverage Industry .....	19
2.1.2.2.	The Marketing in Food and Beverage Industry .....	19
2.1.2.3.	The Challenges in Food and Beverage Management.....	20
2.1.3.	Social Media Marketing .....	22
2.1.3.1.	Definition of Social Media Marketing .....	22
2.1.3.2.	Social Media Marketing Platforms .....	23
2.1.3.3.	Indicators of Social Media Marketing.....	25
2.1.4.	Store Atmosphere .....	27
2.1.4.1.	Definition of Store Atmosphere .....	27
2.1.4.2.	The Elements of Store Atmosphere .....	28
2.1.4.3.	Indicators of Store Atmosphere .....	29
2.1.5.	Customer Experience.....	32
2.1.5.1.	Definition of Customer Experience .....	32
2.1.5.2.	The Importance of Customer Experience .....	32
2.1.5.3.	Indicators of Customer Experience .....	34
2.1.6.	Revisit Intention .....	35
2.1.6.1.	Definition of Revisit Intention .....	35
2.1.6.2.	Customer Satisfaction Towards Revisit Intention .....	36
2.1.6.3.	Indicators of Revisit Intention.....	37
2.1.7.	The Influence of Social Media Marketing Towards Revisit Intention.....	38
2.1.8.	The Influence of Store Atmosphere Towards Revisit Intention....	39
2.1.9.	The Influence of Customer Experience Towards Revisit Intention	39
2.2.	Previous Research.....	40
2.3.	Hypothesis Development.....	41
2.4.	Research Model .....	42
2.5.	Framework of Thinking .....	43
<b>CHAPTER III RESEARCH METHODOLOGY .....</b>		<b>45</b>

3.1. Research Design .....	45
3.2. Population and Sample .....	46
3.2.1. Population.....	46
3.2.2. Sample .....	47
3.3. Data Collection Method.....	48
3.4. Operational Variable Definition and Variable Measurement.....	50
3.4.1. Operational Variable Definition .....	50
3.4.2. Variable Measurement.....	53
3.5. Data Analysis Method .....	54
3.5.1. Test of Research Instrument.....	54
3.5.2. Descriptive Statistics .....	57
3.5.3. Classical Assumption Test .....	60
3.5.4. Hypothesis Test .....	62
3.5.5. Coefficient of Determination Test.....	64
3.5.6. Multiple Linear Regression Analysis .....	65
<b>CHAPTER IV RESEARCH RESULT AND DISCUSSION .....</b>	<b>66</b>
4.1. General View of Research Object .....	66
4.1.1. Overview of Zisel Gelateria Cafe Medan.....	66
4.2. Research Result .....	67
4.2.1. Test of Research Instrument.....	67
4.2.1.1. Validity Test.....	67
4.2.1.2. Reliability Test.....	70
4.2.2. Descriptive Statistics .....	71
4.2.2.1. Respondent's Characteristics .....	71
4.2.2.2. Explanation of Respondents of Research Variable.....	74
4.2.2.3. Mean, Median, Mode, Standard Deviation and Variance.....	91
4.2.3. Classical Assumption Test .....	98
4.2.3.1. Normality Test .....	98
4.2.3.2. Multicollinearity Test.....	100


4.2.3.3. Heteroscedasticity Test .....	101
4.2.4. Hypothesis Test .....	102
4.2.4.1. T-test (Partial Test) .....	102
4.2.4.2. F-test (Simultaneous Test) .....	104
4.2.5. Coefficient of Determination.....	105
4.2.6. Multiple Linear Regression Analysis .....	106
4.3. Discussion.....	108
<b>CHAPTER V CONCLUSION .....</b>	<b>112</b>
5.1. Conclusion .....	112
5.1. Recommendation .....	115
<b>REFERENCES.....</b>	<b>118</b>



## LIST OF TABLES

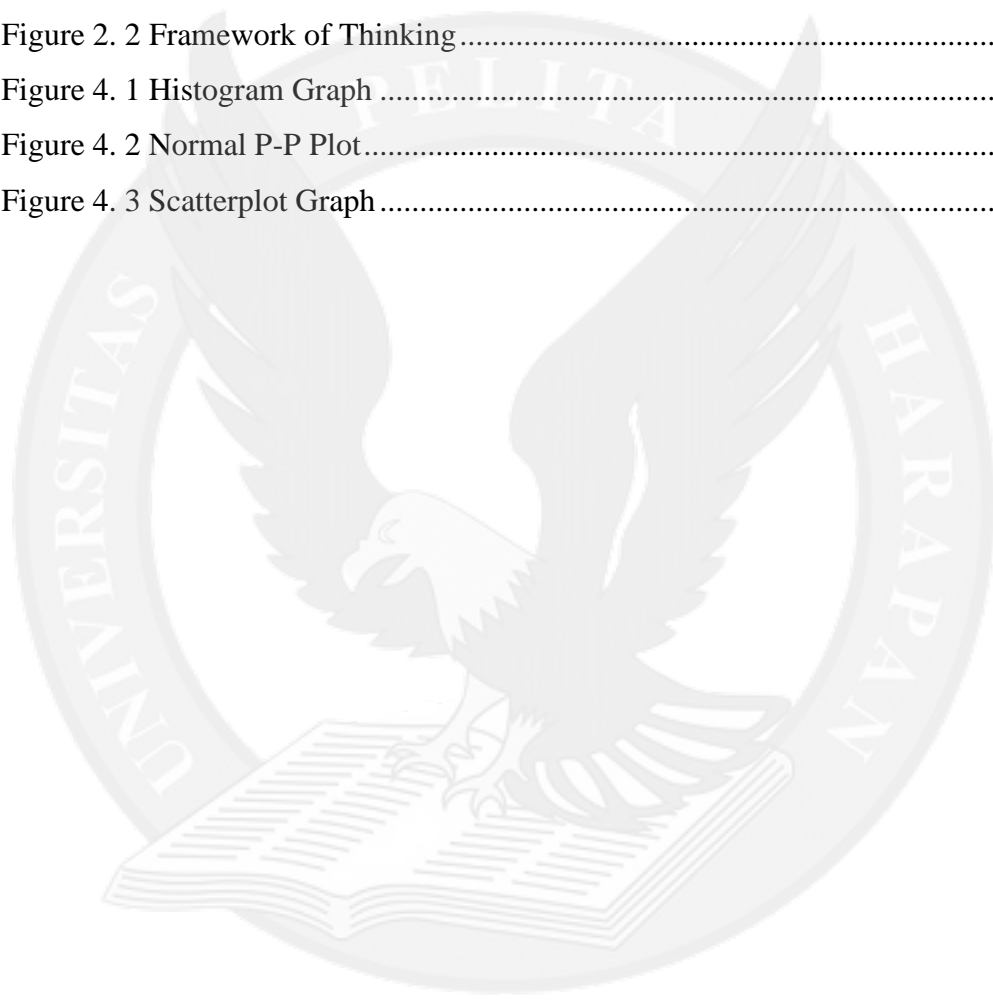
	page
Table 1. 1 Number of Customers of Zisel Gelateria Cafe Medan 2021-2023 .....	4
Table 1. 2 List of Google Reviews at Zisel Gelateria Cafe Medan (2021-2024) ...	6
Table 2. 1 Previous Research .....	40
Table 3. 1 Operational Variable .....	51
Table 3. 2 Likert Scale .....	53
Table 4. 1 Validity Test of Social Media Marketing (X1).....	68
Table 4. 2 Validity Test of Store Atmosphere (X2).....	68
Table 4. 3 Validity Test of Customer Experience (X3) .....	69
Table 4. 4 Validity Test of Revisit Intention (Y).....	69
Table 4. 5 Reliability Test of Variables (X1), (X2), (X3), and (Y) .....	70
Table 4. 6 Characteristic of Respondents Based on Gender .....	71
Table 4. 7 Characteristic of Respondents Based on Age .....	72
Table 4. 8 Characteristic of Respondents Based on Occupation .....	72
Table 4. 9 Characteristic of Respondents Based on Last Educational.....	73
Table 4. 10 Characteristic of Respondents Based on Visit Frequency .....	73
Table 4. 11 Social Media Marketing Variable .....	74
Table 4. 12 Store Atmosphere Variable .....	78
Table 4. 13 Customer Experience Variable .....	82
Table 4. 14 Revisit Intention Variable .....	87
Table 4. 15 Measurement Score for Descriptive Statistics .....	91
Table 4. 16 Mean, Median, Mode, Standard Deviation, and Variance of Social Media Marketing, Store Atmosphere, Customer Experience, and Revisit Intention .....	92
Table 4. 17 Descriptive Statistic for Social Media Marketing, Store Atmosphere, Customer Experience, and Revisit Intention.....	94
Table 4. 18 Measurement Score for Social Media Marketing (X1) Variable.....	95
Table 4. 19 Measurement Score for Store Atmosphere (X2) Variable.....	96
Table 4. 20 Measurement Score for Customer Experience (X3) Variable .....	96

Table 4. 21 Measurement for Revisit Intention (Y) Variable .....	97
Table 4. 22 Kolmogorov-Smirnov Test .....	99
Table 4. 23 Multicollinearity Test Result .....	100
Table 4. 24 Heteroscedasticity Test Result .....	101
Table 4. 25 T-test (Partial Test) Result .....	102
Table 4. 26 F-test (Simultaneous Test) Result .....	104
Table 4. 27 Coefficient of Determination Test Result .....	105
Table 4. 28 Multiple Linear Regression Test Result .....	106



## LIST OF FIGURES

	page
Figure 1. 1 Zisel Gelateria's Bad Review on Google.....	5
Figure 1. 2 Zisel Gelateria Cafe's Instagram Account .....	8
Figure 1. 3 Zisel Gelateria Cafe Medan .....	9
Figure 2. 1 Research Model .....	43
Figure 2. 2 Framework of Thinking.....	44
Figure 4. 1 Histogram Graph .....	98
Figure 4. 2 Normal P-P Plot.....	99
Figure 4. 3 Scatterplot Graph.....	102



## LIST OF APPENDICES

	page
APPENDIX A: MAIN QUESTIONNAIRE (GOOGLE FORMS) .....	A-1
APPENDIX B: PRE-TEST QUESTIONNAIRE (GOOGLE FORMS) .....	B-1
APPENDIX C: DATA OF PRE-TEST RESPONDENT ANSWERS FROM SOCIAL MEDIA MARKETING VARIABLE .....	C-1
APPENDIX D: DATA OF PRE-TEST RESPONDENTS ANSWERS FROM STORE ATMOSPHERE VARIABLE .....	D-1
APPENDIX E: DATA OF PRE-TEST RESPONDENT ANSWERS FROM CUSTOMER EXPERIENCE VARIABLE .....	E-1
APPENDIX F: DATA OF PRE-TEST RESPONDENT ANSWERS FROM REVISIT INTENTION VARIABLE .....	F-1
APPENDIX G: DATA OF MAIN RESPONDENT ANSWERS FROM SOCIAL MEDIA MARKETING VARIABLE .....	G-1
APPENDIX H: DATA OF MAIN RESPONDENT ANSWERS FROM STORE ATMOSPHERE VARIABLE .....	H-1
APPENDIX I: DATA OF MAIN RESPONDENT ANSWERS FROM CUSTOMER EXPERIENCE VARIABLE .....	I-1
APPENDIX J: DATA OF MAIN RESPONDENT ANSWERS FROM REVISIT INTENTION VARIABLE .....	J-1
APPENDIX K: SPSS 27 OUTPUT RESULTS .....	K-1
APPENDIX L: STATISTICAL TABLE .....	L-1
APPENDIX M: TURNITIN REPORT .....	M-1
APPENDIX N: PERMISSION LETTER FROM ZISEL GELATERIA CAFE MEDAN .....	N-1